


CHAFFIN'S GARAGE



2024-2025

MODEL T FORD PARTS

518 N. Spring St.
Lake Elsinore, CA 92530
(951) 226-7331
support@chaffinsgarage.com

Ford

THE UNIVERSAL CAR

**Price list of parts
and accessories**

**Model T
2024-2025**

CHAFFIN'S GARAGE, INC.

518 N. Spring St.
Lake Elsinore, CA 92530
Phone (951) 226-7331

Contact use via the Internet at:
support@chaffinsgarage.com



CHAFFIN'S GARAGE, INC.
518 N. Spring St. Lake Elsinore, CA 92530
(951) 226-7331

GENERAL INFORMATION

Chaffin's Garage was established in 1973 to promote the preservation and enjoyment of the Model T Ford. The major factors in our rapid growth have been our desire to provide our customers with the highest quality parts available, quick service and competent technical advice. We also manufacture and distribute a wide variety of specialized parts for the Model T Ford and maintain the largest inventory of parts in the Western United States. Customer satisfaction is guaranteed. If you are not pleased with any part purchased, please return same within 30 days with a copy of your original invoice for a full refund or exchange.

LIABILITY

Neither dealer nor the manufacturer shall be liable for any loss, injury, or damage arising from use of any product in this catalog. User of said products assumes all risks and liabilities.

MAIL ORDER INSTRUCTIONS

All orders are shipped via U.P.S. or Parcel Post. The customer will be charged only for the actual cost of shipping. We do not charge extra for shipping materials. In the event an order is lost or damaged during shipping, we will make every effort to rectify the problem.

WE NOW ACCEPT THE FOLLOWING MAJOR CREDIT CARDS



ALL PRICES SUBJECT TO CHANGE WITHOUT NOTICE

***ALL RETURNED PARTS SUBJECT TO A 10% RESTOCKING FEE**

***CALIFORNIA RESIDENTS PLEASE ADD 8.75% SALES TAX**

STORE LOCATION

CHAFFIN'S GARAGE, INC.
518 N. Spring St.
Lake Elsinore, CA 92530
Phone (951) 226-7331

Email: support@chaffinsgarage.com


Web Site: chaffinsgarage.com

HOURS

8AM to 5PM Monday through Friday



CHAFFIN'S GARAGE, INC.
518 N. Spring St. Lake Elsinore, CA 92530
(951) 226-7331



HENRY FORD
1863-1947



CHAFFIN'S GARAGE, INC.
 518 N. Spring St. Lake Elsinore, CA 92530
 (951) 226-7331

HUMBLE BEGINNINGS

Chaffin's Garage began in 1973 when my father, Glen Chaffin, started the business with a modest investment in inventory. At the time, he had been involved in the Model T hobby for several years and actively participated in several tours while a member of the Orange County Model T Club. As his interest in the hobby continued to grow, so did his knowledge and skills regarding the mechanical workings and restoration of the Model T Ford. After moving to the city of Corona, he formed the Corona / Riverside Chapter of the Model T Ford Club of America. He was the club's first President. As the charter member of the chapter, he began providing parts and service to those in the hobby. He continued to enjoy the fellowship and comradery he experienced while interacting with others who shared a love for Henry's wonderful Model T Ford.



As the years passed, Chaffin's Garage continued to grow along with interest in the hobby. Realizing a need for other quality replacement parts currently not being manufactured, dad began the process of reproducing several parts for the popular Ruckstell Axle as well as the early Ford Mae West Shackles and Figure Eight Shackles. With the addition of these popular items, the business continued to grow. Dad also was enthusiastic about sharing his knowledge and expertise with others. He wrote several articles in the Model T Times as well as the Vintage Ford. He was instrumental in the creation of several manuals regarding the repair and restoration of the Model T Front Axle, Rear Axle and Ruckstell Axle. Lastly, he authored the book, "Glover E. Ruckstell and The Ruckstell Axle". A culmination of ten years of countless research regarding the life of Glover Ruckstell and the development of the Ruckstell Axle.



Sold wherever Ford Products are Sold and Serviced


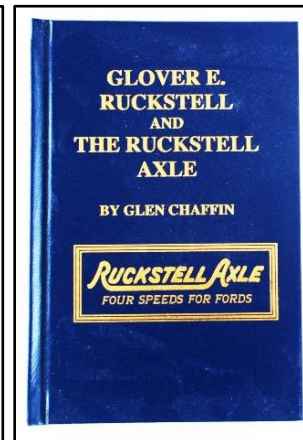
The Ruckstell Axle is now manufactured and is available in all sections. It is a complete unit and is sold and serviced wherever Ford products are sold and serviced. It is a complete unit and is sold and serviced wherever Ford products are sold and serviced.

In All Sections—In All Seasons—Over Any Kind of Road!

See Your Authorized Ford Dealer NOW!

Nothing Else Like the **Ruckstell Axle**

Ruckstell Sales and Mfg. Co.
 New York City, Kansas City, Mo., Detroit, Mich., Los Angeles, Calif., Berkeley, Calif.





CHAFFIN'S GARAGE, INC.
518 N. Spring St. Lake Elsinore, CA 92530
(951) 226-7331

(Continued from previous page)

As the years passed, Dad continued to add to the Ruckstell Axle product line until the time came where he was able to offer the entire kit just like Glover Ruckstell did many years ago. He also began to reproduce other much needed items and accessories for the Model T Ford such as the High Volume Intake Manifold, Miles Dual Exhaust Manifold, Bosch Front Plate Distributor, Ford Faithful Oiling System and many other items. Today, Chaffin's Garage reproduces over three-hundred items for the Model T Ford. Because this effort consumed a huge amount of Dad's time, it became necessary to hire someone with the knowledge and experience necessary to fill customer needs while he focused on the manufacturing aspect of the business as well as the endless book keeping. Dad knew just the right man for the job. Dave Little accepted the challenge nearly twenty-five years ago and continues to provide outstanding service to our customers to this day.



Although Dad was always very busy running the business, he always made time for family. Even when it involved teaching me how to properly repair and restore one of several Model T's I have owned over the years. Dad's motto has always been, "If you're not going to do it right. Then don't bother doing it at all." Over the years I have learned a lot from the "old man." Believe it or not, he still continues to surprise me with something every day.



On April 1, 2020, dad decided it was time to retire. At eighty-four years of age, he felt it was time to focus his attention on family and working toward restoring several of his own Model T's. Upon making his decision, arrangements were made to ensure Chaffin's Garage would continue to exist. Dad said it has been a pleasure to serve the Model T community for the past forty-eight years. Although we have huge shoes to fill, we look forward to serving you all for many more years to come.

Mark Chaffin



CHAFFIN'S GARAGE, INC.
518 N. Spring St. Lake Elsinore, CA 92530
(951) 226-7331

INDEX

Alternator	116	Interior Trim Screw Sets	141
Bands and Band Linings	59	Plate Brackets	78
Battery Carrier	118	Magneto	50
Body and Frame Parts	139	Manifolds	44
Body and Door Sill Plates	140	Mirrors and Parts	152
Books (Literature)	169	Muffler and Exhaust	92
Brakes	16	Nuts, Bolts and Screws	164
Camshafts	37	Outside Brakes	17
Camshaft Gears	38	Pedal Plates	68
Carbide Generators	132	Pistons and Rings	34
Carburetors	127	Radiators	84
Carburetor Parts	122	Radiator Parts and Accessories	85
Carburetor Controls and Accessories	120	RAJO Cylinder Head Kit and Parts	165
Castle Nuts and Bolts	164	Rear Axle	9
Clutch	55	Rear Frame Brackets	139
Coil Box and Coils	106	Rivets and Screws	162
Coil Box Switch and Parts	106	Rocky Mountain Brakes	17
Connecting Rods	36	Ruckstell Axle and Parts	3
Crankshaft	36	Running Boards	103
Cylinder Head and Gaskets	31	Running Board Parts	104
Dash Lamp	135	Seat Springs	146
Deck Lid and Tail Gate Parts	145	Side Lamp Parts	129
Door and Window Parts	144	Side and Tail Lamp Brackets	77
Door Latch and Parts	142	Side Light and Tail Light Parts	136
Distributor	47	Spark and Throttle Rod Parts	63
Drive Shaft	14	Spark Plugs	119
Dust Covers and Tire Hardware	160	Spark Plug Wires	110
Electric Headlights and Parts	133	Speedometer Parts	70
Electric Side and Tail Light Parts	136	Speedster Parts	166
Engine Parts	30	Splash Aprons	105
Fan and Fan Belts	89	Spring Shackles	80
Fenders	96	Springs and Suspension	81
Fender and Running Board Parts	104	Starter Motor and Parts	113
Firewall and Dash	73	Starting Crank	83
Firewall Data Plates	76	Steering Column and Parts	63
Floor Boards and Pedal Plates	68	Steering Wheels and Rims	64
Floor Mats	69	Timer	47
Flywheel and Magneto	50	Tire Tubes and Hardware	158
Front Axle	20	Tire Covers	159
Front Wheel Bearings	24	Top Sockets and Bows	153
Gas Tank	28	Top Parts	154
Generator and Parts	116	Transmission	53
Hand Brake	61	Transmission Drums	54
Head Lamps and Side Lamps	128	Truck Parts (Ton Truck)	167
Headlights (Electric)	133	Water Pump	86
Headlamp, Side and Tail Lamp Brackets	77	Wheel and Hub Parts	23
Hoods and Hood Hardware	93	Wheel Rims	159
Horn and Horn Parts	138	Windshield and Parts	149
Hub Caps	26	Wind Wing Brackets	149
Ignition Switch	109	Wiring	110



CHAFFIN'S GARAGE, INC.
518 N. Spring St. Lake Elsinore, CA 92530
(951) 226-7331

THE RUCKSTELL AXLE

Glover Ruckstell's formal education was limited, but he did complete that education with one year of private tutoring in mathematics and physics by an unknown Professor from Princeton University. He later became well known in the racing circles as head of the famous Mercer racing team. In 1914 Ruckstell and Eddie Pullen both drove Mercers in the famous Corona Road Race at Corona, California. The race track was a perfect three mile circle which still exists today as Grand Avenue. The competition was fierce with such drivers as Bob Burman, Eddie Rickenbacker, Earl Cooper, Ralph DePalma and Barney Oldfield. The grand prize was \$12,000.00. Ruckstell was forced to leave the race on the 107th lap with mechanical problems while in 3rd place. Eddie Pullen went on to win the race for Mercer.

Ruckstell's involvement with the two speed rear axle is reported to have begun in 1913 while he was working for the West Side Garage in Maricopa, California. The first axle he built was for a truck used in the local oil fields. This interest was cut short by World War I when Ruckstell joined the new Army Air Force and was commissioned a Captain.

Following the war, Ruckstell was employed by Hall Scott Motor Works, Berkley, California and became head of the Airplane Motor Department. While employed there, his interest in the two speed rear axle was renewed. Although Ruckstell was not the inventor of the two speed rear axle, he was the most successful entrepreneur who succeeded in developing the basic concept into a popular product. The "Perfecto Axle, designed by Arthur Baker, is considered to be the forerunner of the Ruckstell Axle.

Sometime in 1921-22 the Ruckstell Sales and Manufacturing Company was formed and Ruckstell acquired the rights to manufacture and market the Perfecto Axle; however, a short time later the design was modified to reduce production costs and to improve reliability. The name was also changed to the "Ruckstell Axle" and sold for \$62.50. Both the Perfecto and early Ruckstell were manufactured by Ruckstell's employer, Hall-Scott.

The Ruckstell was but one of thousands of accessories marketed for the popular Fords. Henry Ford hated competition and branded most of the non-Ford parts produced as "spurious parts"; however, Ford apparently liked the Ruckstell as it has the distinction of being the only accessory ever produced, for the Model T Ford, Henry endorsed. In fact, Henry actually included them in the 1928 Ford Parts Catalog and sold them through his Ford dealerships.

The Ruckstell axle is as popular today as it was back then. This popularity has generated a great demand for new, replacement parts. Chaffin's Garage Inc. has endeavored to fill that need since 1980. Our goal has been to manufacture and distribute the highest quality parts at reasonable prices. We have continued to increase our production rates and add to our growing line of products until we are now able to offer a complete Ruckstell kit. Please see the following pages for a complete listing of available parts and kits.

Today, Chaffin's Garage Inc. is located in Corona, California, just a few blocks from where Ruckstell drove his Mercer in the 1914 Corona Road Race.

Glen Chaffin




CHAFFIN'S GARAGE, INC.
 518 N. Spring St. Lake Elsinore, CA 92530
 (951) 226-7331

Sold wherever Ford Products are Sold and Serviced

The testimony of users and hauling reports, the remarkable high-gear records held by the Ruckstell-equipped Ford—Palomar Mountain, Mt. Diablo, Mt. Wilson, and all most difficult climbs—prove every claim made for this equipment.

The Ruckstell Axle is now recommended, sold and installed by Dealers everywhere. These Dealers are prepared to demonstrate the remarkable performance and exceptional savings possible with the Ruckstell-equipped car or truck. More than 150,000 Ruckstell-equipped cars and trucks now in use.

This is a cutaway picture of the Ruckstell Axle for the Ford car, to show built-in features and complete harmony with Ford parts.



In All Sections—In All Seasons—Over Any Kind of Roads!

In Northern Canada, where winters are severe and roads primitive—in Southern California, where roads are perfect and climate salubrious—wherever you go, you'll find Ruckstell-equipped Ford cars and trucks—North, East, South and West. Every owner is a booster because of Ruckstell every-day performance.

**More than
 150,000
 Now in Use!**

THIS HANDY SHIFT controls the installation. Push it back and you have 55% MORE power in the car, or 60% MORE power in the truck, and other surprising performance features.



See Your Author- ized Ford Dealer NOW!


Dealers will gladly demonstrate the efficiency and versatility of Ruckstell equipment. Ride in a Ruckstell-equipped Ford car; drive the truck, and satisfy yourself that Ford equipment will serve your needs.

Nothing Else Like the Ruckstell Axle

Beware of claims made for auxiliary transmissions where the word "axle" is used. The Ruckstell Axle is planetary, and keeps the Ford planetary. It is the only equipment of the kind recommended, sold and installed by Authorized Ford Dealers.

Ruckstell Sales and Mfg. Co.

*New York City, Kansas City, Mo., Denver, Colo.,
 Los Angeles, Calif., Berkeley, Calif.*



This is a cutaway picture of the RUCKSTELL AXLE for the Ford truck. Note how the installation is built-in and becomes an integral part of the truck.

F-120




CHAFFIN'S GARAGE, INC.
518 N. Spring St. Lake Elsinore, CA 92530
(951) 226-7331

RUCKSTELL AXLE KITS

The following are complete Ruckstell Axle Kits, just like Glover Ruckstell sold over 80 years ago. All parts are manufactured in the United States and are of the highest quality. Each kit includes instructions and all of the parts required for conversion of your standard Ford Axle into a Ruckstell Two-Speed Rear Axle.

RK13-19	Ruckstell Axle Kit Small Drum (1913-1919) (Early Drive Shaft Spool Required)	3,095.95
RK19-25	Ruckstell Axle Kit Small Drum (1919-1925)	3,025.95
RK26-27	Ruckstell Axle Kit Large Drum (1926-1927)	3,295.95


All kits are sold on an exchange basis. We must have your original Ford left side (None drain plug side) housing prior to shipment. **Your exchange housing must be in good condition. Rust pitted housings or damaged housings will not be accepted.** All large drum (1926-1927) Ruckstell housings will be shipped using your backing plate or add \$50.00 for a new backing plate to be installed.





CHAFFIN'S GARAGE, INC.
 518 N. Spring St. Lake Elsinore, CA 92530
 (951) 226-7331

RUCKSTELL AXLE PARTS



PASSENGER CAR AXLE PARTS



CHAFFIN'S GARAGE, INC.
 518 N. Spring St. Lake Elsinore, CA 92530
 (951) 226-7331

RUCKSTELL AXLE PARTS

P11	Ruckstell Shift Knob with "Ruckstell"	7.95		P93	Internal Ring Gear	189.95	
P11E	Ruckstell Shift Knob Original Style	28.95		P98A	Shift Lock Arm (1913-1925) Part of P158A	49.95	
P14A	Ruckstell Shift Handle Mounting Bracket	64.95		P98C	Shift Lock Arm (1926-1927) Part of P158C	59.95	
P38	Shifting Rod Original Style. Two Piece. 60" Length Cut to Size	77.95		P113	Shift Clevis (1913-1925) Part of P158A	52.95	
P38A	Shifting Rod with Adjustable Clevis 57" Length	99.95		P117	Plunger (1913-1925) Part of P159A	23.95	
P43/135S	Differential Nut and Bolt Set (Part of P202)	12.95		P117B	Plunger (1926-1927) (Part of P158C)	36.95	
P87	Pinion Gear Set	119.95		P117BR	Plunger Pin and Roller Set Part of P117B	9.95	
P89	Pinion Gear Pin Set	29.95		P122	Shift Yoke (1913-1925) Part of P158A	66.95	



CHAFFIN'S GARAGE, INC.
 518 N. Spring St. Lake Elsinore, CA 92530
 (951) 226-7331


RUCKSTELL AXLE PARTS

122A	Shift Yoke (1926-1927) Part of P158C	86.95	P144	Sun Gear	89.95
					
P123	Shift Yoke Arm (1926-1927) Part of P158C	64.95	P145	Gear Locking Thrust Plate	116.95
					
P124	Shift Yoke Leaf Spring (1926-1927) Part of P158C	36.95	P146	Sliding Clutch Gear	119.95
					
P127	Shifter Gasket	2.95	P147	Gear Locking Notch Plate	99.95
					
P128	Ring Gear Bolt and Washer	6.95			
P128WS	Ring Gear Bolt Washer Set	1.95			
					
P128S	Ring Gear Bolt and Washer Set	69.95	P148A	Shifter Body (1913-1925) Part of P158A	94.95
					
P138S	Pin Set (1913-1925) Part of P113	2.95	P148C	Shifter Body (1926-1927) Part of P158C	159.95
					
P139	Bronze Thrust Plate	199.95	P151A	Housing Plug 1-1/8 Inch For P158A	2.95
					
P143	Thrust Washer Pin Part of P159 (2 Required) Specify Length 0.540 or 0.550	1.95	P151C	Housing Plug 1-1/4 Inch For P158C	2.95
					
			P151D	Housing Plug 1/2 Inch For P158C	1.95
					



CHAFFIN'S GARAGE, INC.
 518 N. Spring St. Lake Elsinore, CA 92530
 (951) 226-7331

RUCKSTELL AXLE PARTS



P156E Ruckstell Axle Housing 695.95
 (1913-1919)
 (For Early Drive Shaft Spool)

P156 Ruckstell Axle Housing 639.95
 (1919-1925)

P156C Ruckstell Axle Housing 669.95
 Wide Drum (1926-1927)



P158A Shift Lock Assembly 329.95
 (1913-1925)



P158C Shift Lock Assembly 479.95
 (1926-1927)



P158-BS Mounting Bolt Set for P158 16.95



P158A-BS Mounting Bolt Set for P158A 15.95



P158C-BS Mounting Bolt Set for P158C 15.95



P158CP Spring Tension Adjustment 9.95
 Plug (1926-1927)



P158CRS Shifting Fork Pin and Roller Set 21.95
 (1926-1927) Part of P158C



P159 Ring Gear Support 299.95
 Bell Housing



P160BS Bronze Bushing Set 18.95
 For Re-Bushing P160



P161B Hand Shifter Long Arm 57.95
 Part of P189A



P163 Spring for P117 (Short Spring) 5.95

P163B Spring for P117B (Long Spring) 5.95



P164A Locking Set Screw (For P147) 8.95








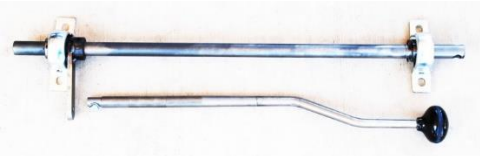








P1031B Locking Set Screw 8.95
 (For P158 and P158A)



CHAFFIN'S GARAGE, INC.
 518 N. Spring St. Lake Elsinore, CA 92530
 (951) 226-7331

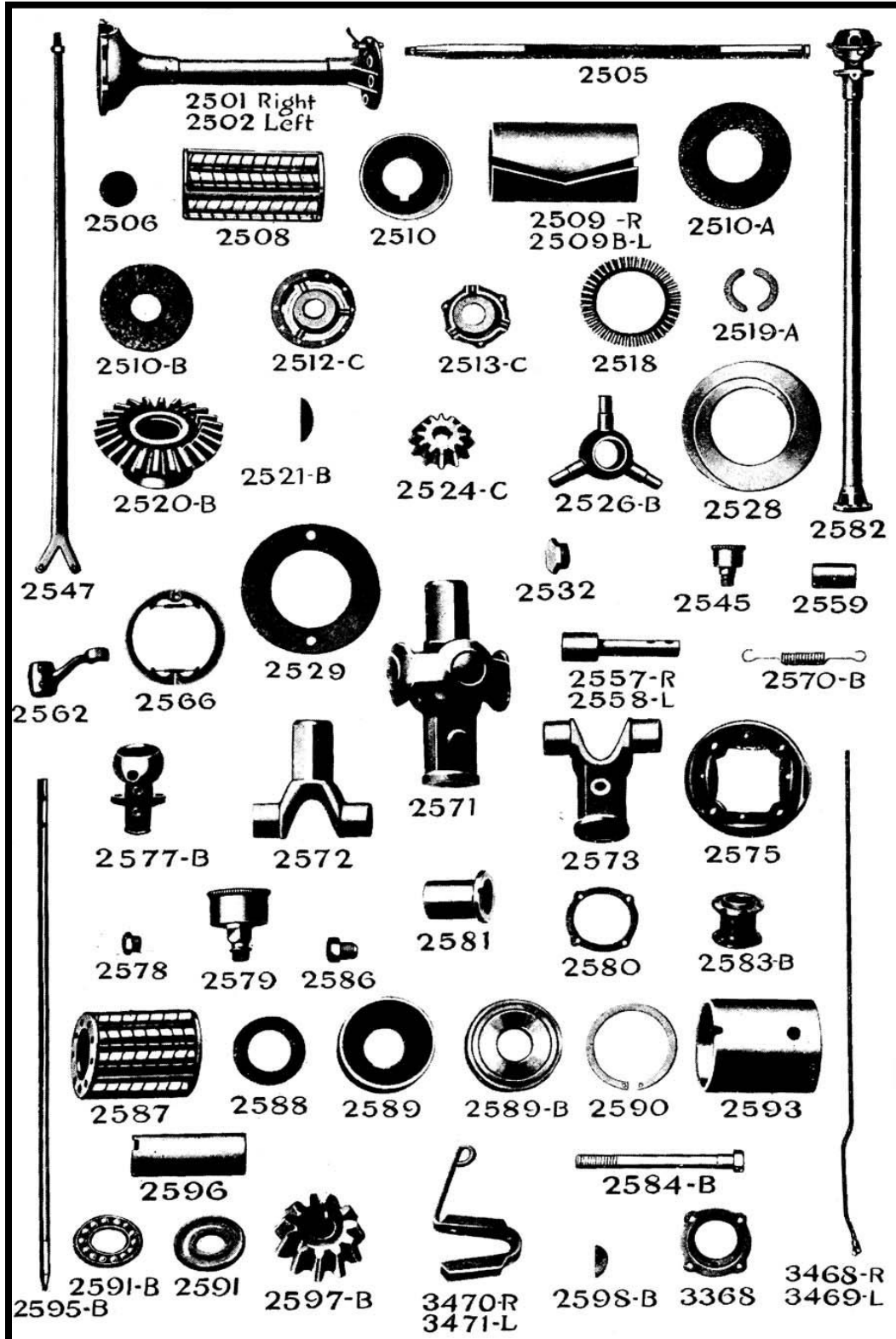
RUCKSTELL AXLE PARTS

					
P171A	Thrust Washer Steel	7.95	P206	Shift Rod Support	22.95
					
P171SH-A	Thrust Washer Shim (.010) Order 2529SH-A	7.95	P211	Ball Bearing (Economy)	99.95
					
P171SH-B	Thrust Washer Shim (.015) Order 2529SH-B	8.95	P211A	Ball Bearing. Made In USA	129.95
					
P189A	Shift Lever. Original Style Cast Bracket with Knob	189.95	3633R	Ruckstell Shift Lever Trim Plate	9.95
					
P189B	Shift Lever. Left Hand With Pillow Blocks and Knob	139.95	P1014A	Hand Shifter Arm Part of P189A	42.95
					
P193A	Shift Lock Arm Spring For P98A, P98C and P1014A	5.95	P1067	Thrust Washer Fiber For Ton Truck Ruckstell	8.95
					
P200	Cup Washer For P98A and P98C	5.95	2500RP	Ruckstell Data Plate	13.95
					
P200S	Cup Washer Seal	1.00	2500RP-2	Ruckstell Data Plate (1926-1927)	13.95
					
P202	Ruckstell Differential Assembly	239.95			



CHAFFIN'S GARAGE, INC.
 518 N. Spring St. Lake Elsinore, CA 92530
 (951) 226-7331

REAR AXLE





REAR AXLE

2503S	Axle Housing Nut and Bolt Set	3.95		1349X	Hub Cap and Spindle Nut Wrench. Ford Script	7.50	
2504	Axle Housing Gasket	2.00		2510	Axle Housing Cap (1919-1927)	2.50	
2505	Axle Shaft. Standard	139.95		2510A	Outer Bearing Steel Washer	1.00	
2505H	Axle Shaft. 1/16" Longer	139.95		2510B	Outer Felt Seal	1.00	
2505K	Axle Key (2816B)	1.95		2510AM	Outer Seal Set. Neoprene (1909-1918)	44.00	
2505SH	Axle Shim Set (2 Shims)	2.95		2510BM	Outer Seal Set. Neoprene	44.95	
2506	Axle Shaft Washer. Fiber	0.75		2510SS	Replacement Seal For 2510AM and 2510BM	8.95	
2506B	Axle Shaft Washer. Bronze	5.95		2510C	Inner Felt Seal	1.25	
2507	Axle Shaft Nut (5/8-18)	3.50		2511AS	Inner Seal Set. Neoprene	19.95	
2508	Axle Bearing	16.95					
2509SP	Axle Bearing Sleeve Puller	20.00					
2509E	Axle Sleeve. Right (1909-1912)	24.50					
2509BE	Axle Sleeve. Left (1909-1912)	24.50					
2509	Axle Sleeve. Right (1912-1927)	24.95					
2509B	Axle Sleeve. Left (1912-1927)	24.95					



CHAFFIN'S GARAGE, INC.
 518 N. Spring St. Lake Elsinore, CA 92530
 (951) 226-7331






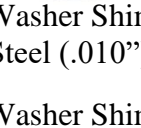









REAR AXLE

2510S	Outer Seal Set (1919-1927)	8.95		2597B	Pinion Gear 9 Tooth (4.44:1) Use with Standard Ford 40 Tooth Ring Gear	189.95	
2514CS NOS	Differential Case Bolt and Nut (1915-1927)	4.00		2597C	Pinion Gear 10 Tooth (4.0:1) Use with Standard Ford Ring Gear. Ideal for Dirt Track Races and Cars with Warford Transmissions with Overdrive.	189.95	
2518AS	Ring and Pinion Gear Set Standard 11/40 (3.63:1)	439.95		2597D	Pinion Gear 12 Tooth Use with 39 of 40 Tooth Ring Gear for Higher Gear Ratio. Ideal For Most Model T's with a Ruckstell Axle	189.95	
2518BS	Ring and Pinion Gear set High Speed 13/40 (3.0:1)	489.95		2518SH-A	Ring Gear Shim, Spring Steel (.010")	11.95	
2518R	Ruckstell Ring Gear (P-84) 40 Tooth. Use with 12 Tooth (2597D) or 13 Tooth (2597E) Pinion Gears	329.95		2518SH-B	Ring Gear Shim, Spring Steel (0.015")	12.95	
2597	Pinion Gear 11 Tooth (3.63:1) Standard Ford Pinion Gear	179.95		2519A NOS	Axle Gear Lock Ring (2 Required))	1.00	
2519S	Ring Gear Bolt Set (10)	15.00					



CHAFFIN'S GARAGE, INC.
 518 N. Spring St. Lake Elsinore, CA 92530
 (951) 226-7331

REAR AXLE

2521B NOS	Axle Gear Key	1.50		2545	Steel Grease Cup	8.95	
2528	Bronze Thrust Washer	10.95		2545B	Brass Grease Cup	8.95	
2529	Steel Thrust Washer	7.95		2545B NOS	Brass Grease Cup New Old Stock	10.00	
2529SH-A	Thrust Washer Shim, Spring Steel (.010")	7.95		2547MB	Radius Rod Mounting Set (16 Pieces)	10.95	
2529SH-B	Thrust Washer Shim, Spring Steel (.015")	8.95		2548	Radius Rod Castle Nut (9/16-18)	2.25	
2531B	Thrust Plate Pin	0.95		2551 NOS	Radius Road Bolt. Drilled (1/2 X 1-1/2)	2.00	
2532	Axle housing Oil Plug (1914-1927)	3.00		2551B	Castle Nut (1/2-20) (For 2551 NOS Radius Rod Bolt)	1.25	
2532B	Axle Housing Oil Pipe Plug (1926-1927)	3.50		2560	Brake Backing Plate (Right) with Clips (1926-1927)	37.95	
2532E	Axle Housing Oil Plug Slotted (1909-1913)	5.60		2561	Brake Backing Plate Left Side with Clips (1926-1927)	37.95	
2532G	Oil Plug Gasket (Fiber) (For 2532/32E)	0.30					
2532GC	Oil Plug Gasket (Copper) (For 2532/32E)	0.85					



CHAFFIN'S GARAGE, INC.
 518 N. Spring St. Lake Elsinore, CA 92530
 (951) 226-7331

REAR AXLE



2560CL Brake Band Retaining Clips
 (1926-1927) 5.00




M140 Differential Oil. 140W
 One Quart. For Use in the
 Ruckstell Rear Axle 19.95



M600 Differential Oil. 600W
 One Quart. For Use in the
 Standard Rear Axle. 15.95



M3131 Wheel Bearing Grease
 Heavy Duty Fibro 10.95






CHAFFIN'S GARAGE, INC.
 518 N. Spring St. Lake Elsinore, CA 92530
 (951) 226-7331

DRIVE SHAFT

2571	Universal Joint	105.95	2581SH	Ball Cap Shim. Cupped Steel	4.95
2571MB	Drive Shaft Ball Cap Nut and Bolt Set (9 Pieces)	9.95	2583/87	Drive Shaft Bearing Assembly Cartridge for Early Closed Spool (1909-1921) No Exchange Required	159.95
2574	Universal Joint Pin	0.50			
2576	Grease Cap, Steel, For Drive Shaft Bushing	8.95	2583/87B	Drive Shaft Spool and Bearing Assembly Open Spool (1921-1927) *Exchange Required	159.95
2578E	Drive Shaft Housing Plug Domed (1909-1918)	3.00			
2578	Drive Shaft Housing Plug (1919-1927)	2.50			
2579	Ball Joint Grease Cup Steel	7.60			
2579B	Ball Joint Grease Cup, Brass	10.50			
2580	Ball Cap Gasket	1.25			
2581	Drive Shaft Bushing	8.95			
2581D	Drive Shaft Bushing Driver	29.95			





CHAFFIN'S GARAGE, INC.
 518 N. Spring St. Lake Elsinore, CA 92530
 (951) 226-7331

DRIVE SHAFT



2583G Drive Shaft Spool Gasket 0.50



2584 Drive Shaft Spool Stud 3.50
 13/32 -16 (1911-1921)



2584B Drive Shaft Spool Bolt 7.50
 13/32 - 16 (1921-1927)



2584C Drive Shaft Stud Nut 5.10
 13/32 X 16 (1911-1921)




2584T Driveshaft Spool Bolt / Stud Tap 69.95
 13/32-16



2586 NOS Drive Shaft Spool Set Screw 3.00



2587 Drive Shaft Roller Bearing 32.95



2588 Drive Shaft Roller Bearing Spacer Washer (1911-1921) 4.95



2591/91B Drive Shaft Thrust Bearing Made In USA (1921-1927) 39.95



2593 Drive Shaft Spool Sleeve (1911-1921) 28.95



2595B Drive Shaft. Made In USA 130.00




2596 Drive Shaft Sleeve 21.95



2598 Drive Shaft Castle Nut 3.50



2598B Drive Shaft Pinion Key 1.80





CHAFFIN'S GARAGE, INC.
 518 N. Spring St. Lake Elsinore, CA 92530
 (951) 226-7331

BRAKES AND PARTS



2557 Emergency Brake Camshaft Right (1909-1925) 10.95

2558 Emergency Brake Camshaft Left (1909-1925) 10.95




2557B Emergency Brake Camshaft Right (1926-1927) 18.95

2558B Emergency Brake Camshaft Left (1926-1927) 18.95



2559 Brake Cam Bushing Steel (1909-1925) 2.10



2559E Brake Cam Bushing Brass (1909-1915) 6.95



2566AS Brake Shoe Set (1909-1925) 99.95



2566BS Brake Shoe Set (1926-1927) 119.95



2566DS Brake Shoe Lining Set (1926-1927) For 2566BS 49.95




2566RE Brake Lining and Rivets For 2566AS 27.50



2567 Brake Shoe Support Bolt (1909-1925) 2.95



2567 NOS Brake Shoe Support Bolt (1909-1925) 4.00



2568 Castle Nut 1/2-20 (For 2567) 1.25



2570BS Brake Shoe Spring Set (1909-1925) 5.95



2570CS Brake Shoe Spring Set (1926-1927) 5.95





CHAFFIN'S GARAGE, INC.
 518 N. Spring St. Lake Elsinore, CA 92530
 (951) 226-7331

OUTSIDE BRAKES AND PARTS

ROCKY MOUNTAIN OUTSIDE BRAKE SETS



2566SD Outside Brake Set 1,099.95
 (1909-1925)
 Complete with Brake Rods
 Brake Pedal NOT Included.



2566ES Equalizer Assembly 295.00
 For 2566SD and 2566LD



2566LD Outside Brake Set 874.95
 (1926-1927)
 Complete with Brake Rods
 Brake Pedal NOT Included.




2566EZ E.Z. Adjust Slider 85.00
 For use with 1566ES



2564RM Clevis Pin for Rocky Mountain Brakes 1.50



2566BRS Brake Rod Set 65.00
 For 2566SD and 2566LD



2566T Outside Brake Set 1,099.95
 Ton Truck (1917-1927)
 Complete with Brake Rods
 Brake Pedal NOT Included.



2566BD Brake Drum (For 2566SD) 150.00










2566LDB Brake Band (For 2566LD) 150.00

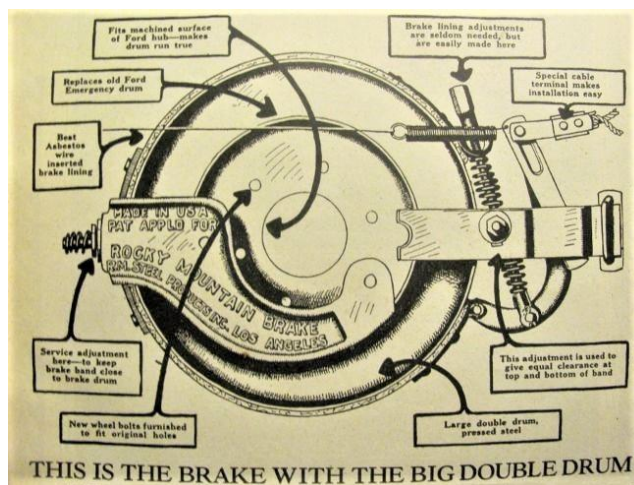
2566SDB Brake Band (For 2566SD) 150.00



CHAFFIN'S GARAGE, INC.
 518 N. Spring St. Lake Elsinore, CA 92530
 (951) 226-7331

OUTSIDE BRAKES AND PARTS

2825RM	Rear Hub Bolt, 1 1/4" Long For Use with 2566SD Rocky Mountain Brakes (Need 12)	2.00		2566PB	Brake Pedal and Shaft With Vertical Grooves (1915)	139.95	
2825B	Hub Bolt Nut	0.30		2566PC	Brake Pedal and Shaft Rocky Mountain (1916-1925)	139.95	
2566PE	Brake Pedal Brass For Bennett Brake	139.95		2566PD	Brake Pedal and Shaft Rocky Mountain (1926-1927)	139.95	
2566PA	Brake Pedal and Shaft Early with Oval and "B" (1909-1914)	139.95					





CHAFFIN'S GARAGE, INC.
 518 N. Spring St. Lake Elsinore, CA 92530
 (951) 226-7331

BRAKE LINING FOR OUTSIDE BRAKES

BRAKE LINING

2566AL	Woven Lining (Per Foot) 8" Drums (1-1/4 x 3/16")	9.25
2566GG 1-1/4	Woven Lining (Per Foot) 3/16" x 1-1/4" Green Gripper	10.95
2566GG 1-1/2	Woven Lining (Per Foot) 3/16 x 1-1/2" Green Gripper	12.95
2566BL	Woven Lining (Per Foot) 10" Drums (1-1/2 x 3/16")	9.95
2566BW	Woven Lining (Per Foot) 10" Drums (1-1/2 x 1/4)	10.95
2566CL	Woven Lining (Per Foot) 11-12" Drums (1-3/4 x 1/4")	11.95
2566CM	Molded Lining (Per Foot) 11-12" Drums (1-3/4 x 1/4")	12.95
2566DL	Woven Lining (Per Foot) 11-12" Drums (2 x 1/4")	12.95
2566DM	Molded Lining (Per Foot) 11-12" Drums (2 x 1/4")	12.95

SEMI-TUBULAR AND SPLIT RIVETS (BRASS)

FOR OUTSIDE BRAKE LINING

4-5T	9/64x5/16 Semi-Tubular For 3/16" Brake Lining	0.10
6-5T	3/16x5/16 Semi-Tubular For 3/16" Brake Lining	0.14
4-6T	9/64x3/8 Semi-Tubular For 3/16" Brake Lining	0.12
6-6T	3/16x3/8 Semi-Tubular For 1/4" Brake Lining	0.14
6-8T	3/16x9/16 Semi Tubular For 1/4" Brake Lining	0.15
4-6S	9/64x3/8 Split Rivet For Transmission Band Linings	0.12
6-8S	3/16x9/16 Split Rivet For 1/4" Brake Lining	0.16

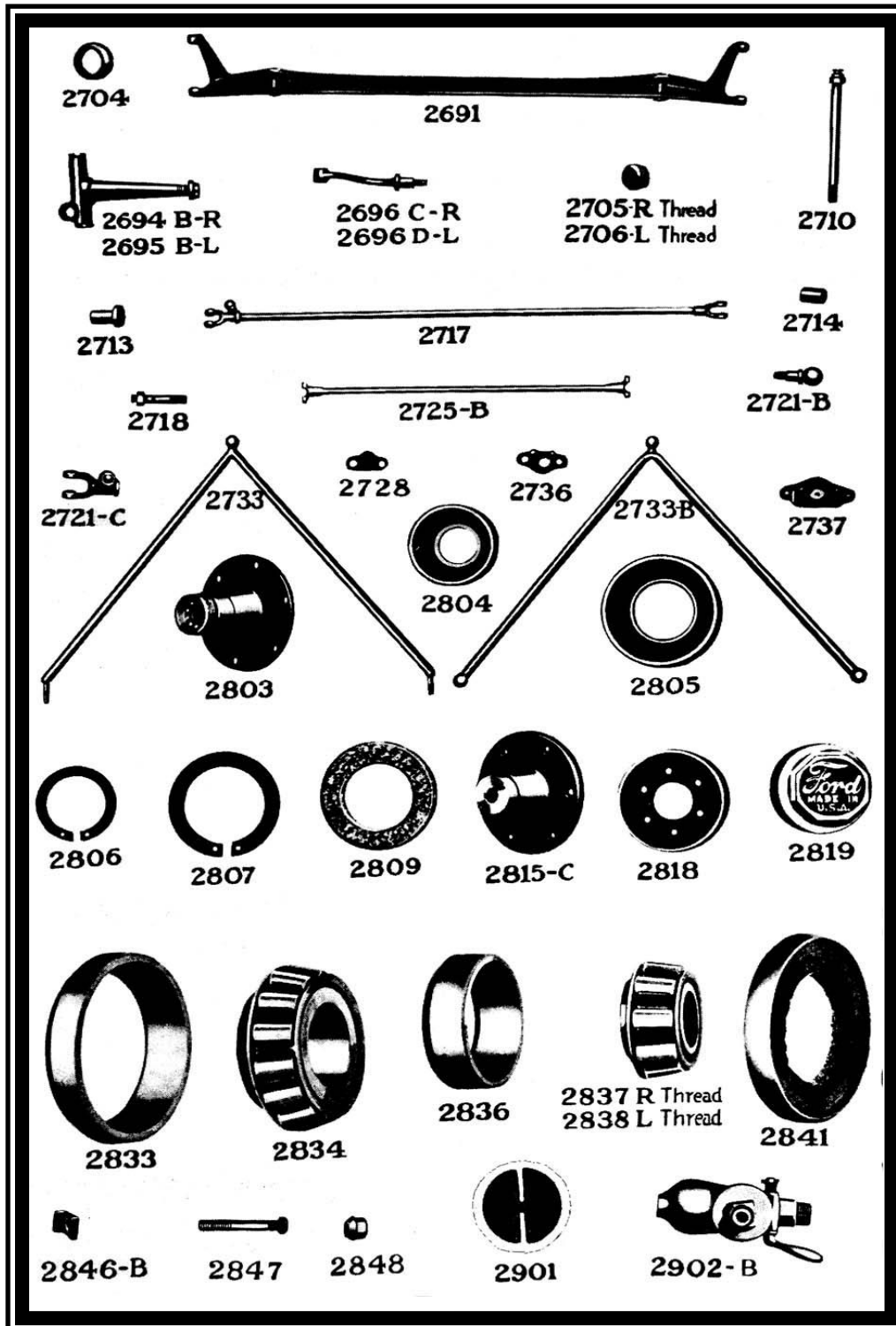
NOTE: Need 6'- 6" for 2566SD for
 Need 6' for 2566LD





CHAFFIN'S GARAGE, INC.
 518 N. Spring St. Lake Elsinore, CA 92530
 (951) 226-7331


















FRONT AXLE PARTS





CHAFFIN'S GARAGE, INC.
 518 N. Spring St. Lake Elsinore, CA 92530
 (951) 226-7331

FRONT AXLE PARTS

					
2705 NOS	Adjustable Cone	10.00	2713RT	Spindle Bushing Removal Tool	20.95
2706 NOS	Adjustable Cone	10.00			
2805 NOS	Ball Bearing Right Hand Thread		2714E	Spindle Arm Bushing Brass (1909-1915)	4.95
2806 NOS	Ball Bearing Left Hand Thread				
			2714	Spindle Arm Bushing Steel (1909-1927)	1.25
2707	Spindle Nut Left (RHT)	4.50			
2708	Spindle Nut Right (LHT)	4.50	2714D	Spindle Arm Bushing Driver	29.95
					
2709	Spindle Washer	1.25	2715E	Brass Twist Oiler With Patent Dates For Spindle Bolt (1909-1917)	11.95
					
2710AS	Spindle Bolt Set with Brass Oilers (1909-1916)	79.95	3817	Brass Twist Oiler For Tie Rod Bolts and Shackles (1911-1917)	15.50
					
2710BS	Spindle Bolt Set With Lift Up Oilers	65.00	2715D	Spindle and Tie Rod Oiler Lift-Up (1917-1927)	2.00
					
2713	Spindle Bushing Brass	7.95	2715DS	Spindle and Tie Rod Oiler Set (Four Pieces) Lift Up (1917-1927)	8.00
					
2713D	Spindle Bushing Driver	29.95	2718AS	Tie Rod Bolt Set With Brass Oilers (1912-1916)	52.95
					
2713R	Spindle Bushing ID Reamer	124.95			



CHAFFIN'S GARAGE, INC.
 518 N. Spring St. Lake Elsinore, CA 92530
 (951) 226-7331

FRONT AXLE PARTS

2718BS	Tie Rod Bolt Set With lift up oilers (1917-1927)	39.95		2728	Drag Link Ball Cap	13.95	
2718ES	Tie Rod Bolt Set Slotted (1909-1911)	44.95		2728C	Cup, Spring and Plug For APCO accessory spring loaded drag link ball cap	8.95	
2721A	Tie Rod Ball Straight shoulder (1918-1919)	13.95		2728/36SH	Drag Link and Radius Rod Ball Cap Shim Set	8.50	
2721B	Tie Rod Ball Tapered shoulder (1919-1927)	16.95		2729BMB	Tie Road Ball Cap Bolt Set	5.95	
2721L NOS	Tie Rod Yoke Left Vertical clamp bolt (1913-1918)	19.95		2736	Radius Rod Ball Cap	15.95	
2721 NOS	Tie Rod Yoke Right For use with 2721A ball with straight shoulder (1918-1919)	N/A		2741B NOS	Radius Rod Ball Cap Stud Fine Thread 3/8-24 (1909-1910)	4.95	
2722MB	Tie Rod Yoke Nut and Bolt	1.50		2741C NOS	Radius Rod Ball Cap Stud Coarse Thread 3/8-24 and 3/8-16 (1911-1927)	4.95	
2725E	Drag Link Fine Thread (1909-1911)	225.00		2741S	Radius Rod Ball Cap Mounting Set	10.95	
2725A	Drag Link Coarse Thread (1911-1913)	225.00		2742	Radius Rod Cap Spring Set (1909-1927)	2.95	



CHAFFIN'S GARAGE, INC.
 518 N. Spring St. Lake Elsinore, CA 92530
 (951) 226-7331

WHEEL AND HUB PARTS

2800H	H-Plate for Wood Fellow Wheels	7.95			2818B	Rear Brake Drum Wood Wheel (1926-1927)	65.00
2800P	P-Plate for Wood Fellow Wheels	7.95			2889	Rear Brake Drum Wire Wheel (1926-1927)	N/A
2803B	Front Hub New (1916-1927) Wood Wheel Made In USA	295.95			2809	Rear Hub Dust Seal Felt	0.75
2815C	Rear Hub New (1911-1927) Wood Wheel Made In USA	179.95			2815P	Rear Wheel Hub Knockoff Tool	6.95
2882	Front Hub New (1926-1927) Wire Wheel Made In USA	295.95			2815WP	Rear Wheel Hub Puller	65.95
2887	Rear Hub New (1926-1927) Wire Wheel Made In USA	209.95			2818	Rear Brake Drum Wood Wheel (1909-1925)	34.95



CHAFFIN'S GARAGE, INC.
 518 N. Spring St. Lake Elsinore, CA 92530
 (951) 226-7331

WHEEL AND HUB PARTS


2815TWP	Rear Wheel Hub Puller TT Truck	86.95		2837	Outer Bearing Left Right Hand Thread (Timken)	101.95	
2816B	Rear Hub Key (2505K)	1.95		2838	Outer Bearing Right Left Hand Thread (Timken)	91.95	
2825	Rear Hub Bolt	1.25			2833/38S	Front Hub Bearing and Cup Set (Timken)	319.95
2826	Front Hub Bolt	1.25		2825/26A	Hub Bolt (Front and Rear) Heat Treated. Original Head	2.50	
2825RM	Rear Hub Bolt 2 3/8" Long Heat Treated. For Use with 2566SD Rocky Mountain Brakes (Twelve Required)	3.00		2841	Front Hub Dust Seal (Felt)	8.95	
2825B	Hub Bolt Nut	0.35		2841N	Front Hub Dust Seal (Neoprene)	8.95	
2833	Bearing Cup Front Hub (Inner Timken)	24.95		2847	Demountable Rim Bolt	2.95	
2834	Inner Bearing Front Hub (Timken)	30.95		2848	Demountable Rim Bolt Nut	1.95	
2836	Outer Bearing Cup Front Hub (Timken)	12.95		2847/48	Demountable Rim Bolt and Nut Set (For One Rim)	12.95	



CHAFFIN'S GARAGE, INC.
 518 N. Spring St. Lake Elsinore, CA 92530
 (951) 226-7331

WHEEL AND HUB PARTS

				
2847/48S	Demountable Rim Bolt and Nut Set (For Four Rims)	49.95	2849D	Spare Tire Clamp Bracket 11.95
				
2883	Wire Wheel Hub Lug Bolt	5.00	2884LN	Spare Tire Lock Nut (1926-1927) 6.00
				
2888	Wire Wheel Hub Lug Bolt Rear Hub (1926-1927)	4.00	2849F	Spare Tire Carrier Winged Clamp Nut (2872X) 9.95
				
2886	Wire Wheel Hub Grease Cap (1926-1927)	24.95	1349X	Hub Cap and Wheel Nut Wrench 5.50
				
A1109-T	Wire Wheel Lug Bolt Installation Tool. For 2883 and 2888	8.95	M3131	Wheel Bearing Grease Heavy Duty (16 Ounces) 8.95





CHAFFIN'S GARAGE, INC.
 518 N. Spring St. Lake Elsinore, CA 92530
 (951) 226-7331

HUB CAPS



2819 Hub Cap
Block Ford Brass (1909-1910)

21.95



2819N Hub Cap
Ford-USA Nickel (1917-1927)

25.95



2819A Hub Cap
Script Ford Brass (1911-1912)

21.95



2885B Wire Wheel Hub Cap
Ford-USA Brass (1926-1927)

21.95



2819A-12 Hub Cap
Script with Border Brass (1912)

21.95



2885C Wire Wheel Hub Cap
Ford-USA Chrome (1926-1927)

25.95



2819B Hub Cap
Ford-USA Brass (1913-1917)

21.95



2885N Wire Wheel Hub Cap
Ford-USA Nickel (1926-1927)

25.95



2819C Hub Cap
Ford-USA Chrome (1917-1927)

25.95



2819T TT Truck Rear Hub Cap
Chrome (1917-1927)

25.95



CHAFFIN'S GARAGE, INC.
 518 N. Spring St. Lake Elsinore, CA 92530
 (951) 226-7331

HUB CAPS

HUB CAPS BEST QUALITY (Made From Thicker Material)

HUB CAPS "MADE IN CANADA"



2819EB Hub Cap Brass 21.95
 Block Ford (1909-1910)



2819B-CAN Hub Cap Brass Ford 21.95
 Made In Canada (1913-1917)



2819ES Hub Cap Brass Script 21.95
 Script Ford (1911-1913)



2819C-CAN Hub Cap Chrome Ford 25.95
 Made In Canada (1917-1927)



2819SB Hub Cap Brass 21.95
 Ford Made In USA (1913-1917)



2819N-CAN Hub Cap Nickel Ford 25.95
 Made In Canada (1917-1927)



2819SC Hub Cap Chrome 25.95
 Ford Made In USA (1917-1927)



2819SN Hub Cap Nickel 25.95
 Ford Made In USA (1917-1927)



CHAFFIN'S GARAGE, INC.
 518 N. Spring St. Lake Elsinore, CA 92530
 (951) 226-7331

GAS TANK AND PARTS

2900E1		N/A	2900A		369.95
2900SB	Early Sediment Bulb Brass For 1900E1 (1909-1910)	89.95	2900B	Gas Tank Rectangular Sedan and Coupe (1916-1925)	N/A
2900E2		N/A	2900C		369.95
2900T1		N/A	2900CVG		3.95
2900T2		N/A	2901		24.95
2900E3		N/A	2901E		24.95
			2901A		10.95



CHAFFIN'S GARAGE, INC.
 518 N. Spring St. Lake Elsinore, CA 92530
 (951) 226-7331

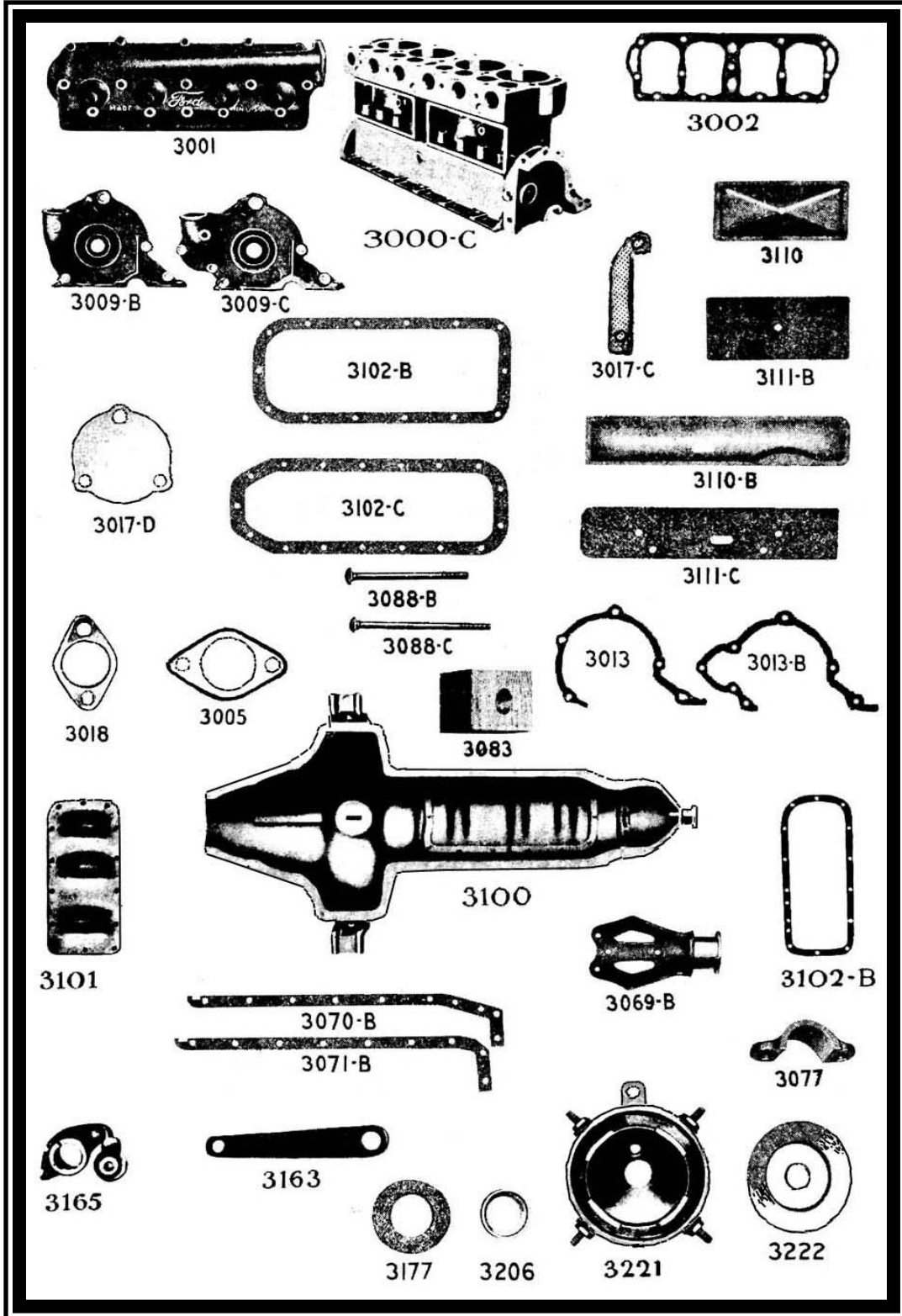
GAS TANK AND PARTS

2902B	Sediment Bulb Brass (1912-1925)	75.95		A9155RK	Sediment Bulb Filter and Repair Kit for 2902C (1926-1927)	4.95	
2902C	Sediment Bulb and Shut Off Valve (1926-1927)	65.00		2914/15	Gas Tank Mounting Bracket Set Round Tank (1913-1920)	25.00	
2902SC	Sediment Bulb Filter Screen (1911-1925)	1.00		2914/15B	Gas Tank Mounting Bracket Set Oval Tank (1920-1925)	28.00	
2903	Gas Cap Gasket (1926-1927)	0.35		2914/15T	Gas Tank Mounting Set For 2900T2 (1912)	125.00	
2905	Sediment Bulb Flange Lead Gasket (1919-1925)	1.50		2916	Gas Line Clamp Set	3.35	
2905B	Sediment Bulb Flange Lead Gasket (1926-1927)	1.60		2917	Upper Gas Tank Webbing	4.95	
2908	Brass Pet Cock	23.95		2919	Lower Gas Tank Webbing (1926-1927)	9.95	
2910	Gas Line Pack Nut	3.10		2921	Gas Tank Overflow Pipe and Clamp (1926-1927)	24.95	
2913	Pack Nut Felt Seal	0.40					



CHAFFIN'S GARAGE, INC.
518 N. Spring St. Lake Elsinore, CA 92530
(951) 226-7331

ENGINE PARTS





CHAFFIN'S GARAGE, INC.
 518 N. Spring St. Lake Elsinore, CA 92530
 (951) 226-7331

ENGINE PARTS

2990	Motor Castle Nut Set	29.95		3001A 14MM Spark Plug Adaptor Set	24.95
3100BMB	Motor Assembly Nut and Bolt Set	65.95		A6010-AHS Head Saver / Sacrificial Anode Use with Aluminum Heads	8.95
3001ADP	Adaptor Plate (For Mounting Engine to Stand)	50.00		3001WS Head Bolt Washer Set For Hi-Compression Head	2.50
3001PAHC	High Compression Head Aluminum (1916-1927) 8:1 Compression Ratio Produced by Kevin Prus	474.95		3002C Copper Head Gasket	49.95
3001ZHC	High Compression Head Aluminum (1916-1927) Ricardo Combustion Chamber 6:1 Compression Ratio Produced by Steven Zajicek	429.95		3002M Silicone Head Gasket	28.95
				3002CR Copper Head Gasket RAJO and ROOF (8 Valve)	89.95
				3002SR Steel Head Gasket RAJO and ROOF (8 Valve)	79.95
				3002S Motor Gasket Set (With Copper Head Gasket)	89.95



CHAFFIN'S GARAGE, INC.
 518 N. Spring St. Lake Elsinore, CA 92530
 (951) 226-7331

ENGINE PARTS

3002-MS Motor Gasket Set 62.95
 (Silicone / Composite Head
 Gasket)

3002SNH Motor Gasket Set 36.95
 (Without Head Gasket)



3003S Head Bolt Set 36.95
 Low Head (1909-1917)



3003BS Head Bolt Set 24.95
 High Head (1918-1927)



3003CS Head Bolt Set 28.95
 Domed Head Nickel
 (1926-1927)



3004 Water Outlet (1909-1917) 24.95



3004B Water Outlet (1917-1927) 26.95



3004ES Water Inlet and Outlet Bolt 18.95
 Set Original Style High Head
 (1909-1917)

3004BS Water Inlet and Outlet Mounting Bolt Set (1917-1927) 2.00



3004E Water Outlet and Fan Pulley Mounting Bracket (1926-1927) 199.95



3005 Water Outlet Gasket (Head) 0.50



3011 NOS Timing Cover Cap Screw 1.25
 Cap Screw (3/8 x 3/4")



3012 Crank Shaft Front Seal Set 1.00
 Felt (1909-1927)



3012C Crank Shaft Seal Rope 5.95
 (1916-1927)



3012M Crank Shaft Seal Neoprene 7.95
 (1909-1927)












3013 Timing Cover Gasket 2.00
 (1909-1919)





CHAFFIN'S GARAGE, INC.
 518 N. Spring St. Lake Elsinore, CA 92530
 (951) 226-7331

ENGINE PARTS

3013B	Timing Cover Gasket (1919-1927)	2.00			CB-1	Cast Iron Gray Motor Paint Great Protective Finish for That Raw Cast Iron Metal Look.	8.95
3015	Water Inlet Connection	31.95					
3017C	Timing Gear Side Cover Gasket (1919-1927)	0.75					
3017D	Generator Mounting Bracket Gasket (1919-1927)	0.65					
3018	Water Inlet Gasket	0.65			M20W50	Motor Oil 20W50 (Per Quart) (5 Quarts Required) Best Motor Oil Available with Optimal Zinc and Phosphorus Levels. 1200-1400 PPM of Corrosion and Anti-Wear Agents to Protect Your Engine.	7.50
3019	Freeze Plug Threaded. Three Required (1909-1913)	3.50					
3019B	Freeze Plug Brass Three Required (1914-1927)	2.95					
3019BS	Freeze Plug Steel Three Required (1914-1927)	0.45					



CHAFFIN'S GARAGE, INC.
 518 N. Spring St. Lake Elsinore, CA 92530
 (951) 226-7331

ENGINE PARTS

EGGE STOCK PISTON SET ALUMINUM (E180) (Made in the USA)



3021-STD	Stock (STD)	164.95
3021-020	Stock (.020)	164.95
3021-030	Stock (.030)	164.95
3021-040	Stock (.040)	164.95
3021-060	Stock (.060)	164.95

IMPORT STOCK PISTON SET ALUMINUM (Original Equipment Manufacturer Source)



3021S-STD	Stock (STD)	99.95
3021S-020	Stock (.020)	99.95
3021S-030	Stock (.030)	99.95
3021S-040	Stock (.040)	99.95
3021S-060	Stock (.060)	99.95

EGGE PISTON SET ALUMINUM HIGH COMPRESSION (E805) (Made in the USA)



3021HC-STD	High Compression (STD)	299.95
3021HC-020	High Compression (.020)	299.95
3021HC-030	High Compression (.030)	299.95
3021HC-040	High Compression (.040)	299.95
3021HC-060	High Compression (.060)	299.95

IMPORT PISTON SET ALUMINUM HIGH COMPRESSION (Original Equipment Manufacturer Source)



3021SHC-STD	High Compression (STD)	139.95
3021SHC-020	High Compression (.020)	139.95
3021SHC-030	High Compression (.030)	139.95
3021SHC-040	High Compression (.040)	139.95
3021SHC-060	High Compression (.060)	139.95

SPECIAL PISTONS FOR SCAT CRANKS EGGE PISTON SET ALUMINUM (E1619) WITH FLOATING WRIST PIN AND SNAP RINGS (Made in the USA)



3021CBS-STD	Stock Standard (STD)	389.95
3021CBS-020	Stock (.020)	389.95
3021CBS-030	Stock (.030)	389.95
3021CBS-040	Stock (.040)	389.95
3021CBS-060	Stock (.060)	389.95



CHAFFIN'S GARAGE, INC.
 518 N. Spring St. Lake Elsinore, CA 92530
 (951) 226-7331

ENGINE PARTS

GRANT RING SETS FOR CAST IRON PISTONS

(1/4" OIL AND COMPRESSION RINGS)



3023CI-STD	Standard	49.95
3023CI-010	010 Oversize	49.95
3023CI-020	020 Oversize	49.95
3023CI-030	030 Oversize	49.95
3023CI-040	040 Oversize	49.95

HASTINGS RING SETS FOR JAHN'S AND IMPORTED ALUMINUM PISTONS

(1/8" COMPRESSION RINGS AND 3/16" OIL RING)



3023-STD	Standard	109.95
3023-020	020 Oversize	109.95
3023-030	030 Oversize	109.95
3023-040	040 Oversize	109.95
3023-060	060 Oversize	109.95

GRANT RING SETS FOR EGGE STOCK AND HIGH COMPRESSION PISTONS AND SCAT PISTONS

(5/64" COMPRESSION RINGS AND 3/16" OIL RING)



3023HC-STD	Standard	61.95
3023HC-020	020 Oversize	61.95
3023HC-030	030 Oversize	61.95
3023HC-040	040 Oversize	61.95
3023HC-060	060 Oversize	61.95

Grant

PISTON RINGS



She has to take chances
... YOU CAN PLAY SAFE
 When Your Car Needs Piston Rings



CHAFFIN'S GARAGE, INC.
 518 N. Spring St. Lake Elsinore, CA 92530
 (951) 226-7331


ENGINE PARTS

3022  Wrist Pin 10.95
 For Aluminum or Cast Iron Pistons

3022A  Wrist Pin Bushing Set 14.95
 0.934" (1909-1923)

3022B  Wrist Pin Bushing Set 22.95
 0.872" (1923-1927)


3022D  Wrist Pin Bushing Driver 29.95

3024-STD  Connecting Rod 99.00
 Standard Exchange
3024-005 Connecting Rod 99.00
 .005 Undersize Exchange
3024-010 Connecting Rod 99.00
 .010 Undersize Exchange
3024-020 Connecting Rod 99.00
 .020 Undersize Exchange
3024-030 Connecting Rod 99.00
 .030 Undersize Exchange

All Rods Are Sold On an Exchange Basis Only


All Cores Must Include Studs and Cap

Only Light Rods Accepted. No Heavy Rods

3024OD  Oil Dip Set 14.95


3025/26S  Connecting Rod Nut and Bolt Set 68.95

3025/26 Connecting Rod Nut and Bolt 7.95

3030SS  Counter Balanced Crankshaft 1,695.00
 Stock 1.248" Journals
 4" Stroke (SCAT USA)


3030SA Counter Balanced Crankshaft 1,895.00
 Crankshaft 1.590" Journals
 4.250" Stroke (SCAT USA)

*** For Oil Drilled Crankshafts, Call For Price.**

3024B  SCAT Rod Set 484.00
 1.248" Journals / 4" Stroke
 Ready for Babbitt

3024INS  SCAT Rod Set 484.00
 1.590" Journals / 4.5" Stroke
 With Insert Bearings

3024  SCAT Insert Bearing 1.590" 60.00

3027S  Connecting Rod Shim Set 6.95



CHAFFIN'S GARAGE, INC.
 518 N. Spring St. Lake Elsinore, CA 92530
 (951) 226-7331

ENGINE PARTS



3029 Connecting Rod Clamp Bolt 3.95



3030CBS Crankshaft Counterbalance Weight Set 105.00



3031/33CS Main Bearing Cap Set For 1.590" SCAT Crank 209.95



3034/35S Main Bearing Cap Bolt Set For 3031/33CS Cap Set 85.00



3031 Main Bearing Cap (Rear) Standard Exchange 75.00



3032 Main Bearing Cap (Center) Standard Exchange 65.00



3033 Main Bearing Cap (Front) Standard Exchange 65.00



3038/39 Main Bearing Shim Set 7.50



3040 Crankshaft Pin (1909-1916) 1.00



3040B Crankshaft Pin (1917-1927) 1.00

REGROUND CAMSHAFTS



3041D Camshaft Regrind .270" Lift Exchange Only *3041DWS Included (1909-1925) 299.95

3041DWS Thrust Washer and Cam Nut For Early Reground Camshafts 24.95

A 3041DWS camshaft thrust washer assembly is included with each early camshaft we sell. The thrust washer assembly is designed to control forward thrust of the reground camshaft and prevent an engine knock and damage to the rear of the front camshaft bearing notch.

3041BD Camshaft Regrind .270" Lift Exchange Only (1926-1927) 269.95

The .270 lift "driver grind" is designed for touring applications where good low end torque for climbing hills and improved performance at high speeds is desired. Camshaft specifications are available upon request.

IMPORTANT

For best performance, set valve lash to .015". Do not attempt to set valves by piston travel.

*** DO NOT ADVANCE THESE CAMSHAFTS AS THEY ARE ALREADY ADVANCED.**



CHAFFIN'S GARAGE, INC.
 518 N. Spring St. Lake Elsinore, CA 92530
 (951) 226-7331

ENGINE PARTS

NEW CAMSHAFTS



3041BHP Camshaft (New) N/A
 .270 Improved Driver

Our High Performance camshafts are computer designed for optimum torque and horsepower with built in advance. For best performance, set valve lash to .015". .010" may be used but will slightly degrade low end torque and horsepower while slightly increasing the high end. These camshafts may be used in any model T motor 1909 to 1927. **No Core Required.**

STIPE CAMSHAFT

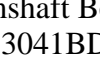


3041S-1 Camshaft (New) N/A
 STIPE .250 Improved Stock


3041S-2 Camshaft (New) N/A
 STIPE .280 Hi-Performance

3042  Front Camshaft Bearing 129.95
 New (1909-1924)


3042B  Front Camshaft Bearing 129.95
 New (1926-1927)

3042BR  Front Camshaft Bearing 129.95
 New (For 3041BD Camshaft)

3043  Center Camshaft Bearing 129.95
 New (1909-1927)

3043R  Center Camshaft Bearing 129.95
 New (Ford 3041BD Camshaft)

3044  Rear Camshaft Bushing Brass 10.95
 .746" ID Standard Size

3044U  Rear Camshaft Bushing Brass 11.95
 .736" ID .010" Undersize

3044D  Cam Bushing Driver 29.95

3045  Cam Bearing Retaining Ring 1.50

3046  Cam Bearing Set Screw 3.95
 (1913-1927)

3046E  Cam Bearing Set Screw Slotted 4.95
 (1909-1912)

3047A  Large Timing Gear 74.95
 Aluminum Heavy Duty
 (7 Degree Advanced)

3047AL  Large Timing Gear 84.95
 Aluminum (356-T6)
 Made by Dan McEachern

3047AHD  Large Timing Gear 69.95
 Aluminum Heavy Duty
 (7075-T651)



CHAFFIN'S GARAGE, INC.
 518 N. Spring St. Lake Elsinore, CA 92530
 (951) 226-7331




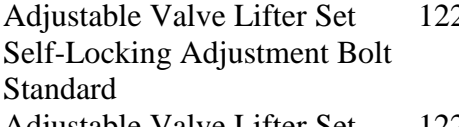
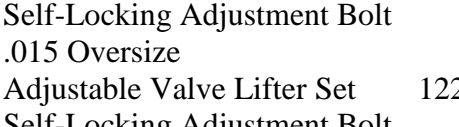










ENGINE PARTS

3047AOS	Large Timing Gear Aluminum .005" Oversize (356-T6) For Use with Worn Crank Gear	79.95		3050BT	Cam Gear Lock Nut Tool	31.95	
3047BR	Large Timing Gear Bronze Made by Dan McEachern	179.95		3051	Small Timing Gear Key	0.60	
3047B	Large Timing Gear Fiber Economy	44.95		3052SS	Valve Stainless Steel (1.468" Head Diameter) Standard Stem Diameter	10.95	
3047N	Large Timing Gear Nylon Aircraft Grade	65.00		3052BSS	Valve Stainless Steel (1.468" Head Diameter) .015 Oversize Stem Diameter	10.95	
3048B	Small Timing Gear Steel	22.95		3052CSS	Valve Stainless Steel (1.468" Head Diameter) .030 Oversize Stem Diameter	11.95	
3049	Cam Gear Dowel Pin (Two Required)	1.25		3052F	Valve Modern Replacement (1.543 In. Head Dia.) .030 Oversize Stem Diameter (Largest Valve You Can Install)	10.95	
3050B	Cam Gear Lock Nut	4.95		3052R-015	Valve Guide Reamer .015 Oversize (.3275)	59.95	
				3052R-030	Valve Guide Reamer .030 Oversize (.3425)	59.95	



CHAFFIN'S GARAGE, INC.
 518 N. Spring St. Lake Elsinore, CA 92530
 (951) 226-7331


ENGINE PARTS

3054	 Valve Spring (Eight Required)	0.75		3058F-ADJ Adjustable Valve Lifter Set Self-Locking Adjustment Bolt Standard	122.95
3056	 Valve Spring Seat (Eight Required)	1.50		3058G-ADJ Adjustable Valve Lifter Set Self-Locking Adjustment Bolt .015 Oversize	122.95
3056NOS	Valve Spring Seat NOS (Eight Required)	1.75		3058H-ADJ Adjustable Valve Lifter Set Self-Locking Adjustment Bolt .030 Oversize	122.95
3056M	 Valve Spring Seat For 3052E or 3052F (Eight Required)	3.00		3058R-015 Valve Lifter Reamer .015 Oversize	65.95
3057	 Spring Seat Pin (Eight Required)	0.20		3058R-030 Valve Lifter Reamer .030 Oversize	65.95
3057M	 Spring Seat Keepers For 3056M (Eight Pair Required)	1.50		3068 Oil Breather Cap Brass Script (1909-1916)	18.95
3058A		65.00		3068B Oil Breather Cap Black Script (1917-1927)	18.95
3058B	Valve Lifter Set .015 Oversize	65.00		3070/71B Crank Case to Cylinder Gasket Set	4.95
3058C-ADJ	Adjustable Valve Lifter Set Standard	99.95		3073 NOS Crank Case Arm Bolt Side 3/8" x 2 1/4"	2.00
3058D-ADJ	Adjustable Valve Lifter Set .015" Oversize	99.95			
3058E-ADJ	Adjustable Valve Lifter Set .030" Oversize	99.95			



CHAFFIN'S GARAGE, INC.
 518 N. Spring St. Lake Elsinore, CA 92530
 (951) 226-7331

ENGINE PARTS

						
3073/74	Crank Case Arm Nut and Bolt Set (See 3083MB)	6.50	3080BC	Crank Case Drain Plug Gasket Copper	1.50	
						
3078	Motor Mount Cap Bolt (1909-1921)	3.50	3080E	Crank Case Drain Plug Early Slotted (1909-1913)	5.95	
						
3078B	Motor Mount Cap Bolt (1922-1927)	0.75	3080M	Crank Case Drain Plug With Magnet (1909-1927)	5.95	
						
3079	Crank Case Oil Cock Brass Original Style	19.95	3080RKE	Drain Plug Thread Repair Kit Install With Epoxy or Weld (1909-1927)	14.95	
						
3079CK	Crank Case Oil Check Rod	6.95	3080RKW	Drain Plug Thread Repair Kit Threaded Disk Weld or Braze To Pan (1909-1927)	10.95	
						
3079DS	Oil Dip Stick Conversion	39.95	3081	Crank Case Oil Tube Large Funnel	48.95	
						
3079SG	Crank Case Oil Sight Gauge Brass	26.95	3080	Crank Case Drain Plug (1913-1927)	3.25	
						
3080	Crank Case Drain Plug (1913-1927)	3.25	3080B	Crank Case Drain Plug Gasket Fiber	0.30	
			3081FF	Ford Faithful Oiling System (1911-1927)	129.95	



CHAFFIN'S GARAGE, INC.
 518 N. Spring St. Lake Elsinore, CA 92530
 (951) 226-7331

ENGINE PARTS



3081OL Magneto Contact Oil Line Kit (1909-1925) 34.95



3100-SUMP Oil Pan Drain Sump (Tea Cup) For Early Pan (1909-1913) 48.95



3081AOL Magneto Contact Oil Line Kit (1926-1927) 34.95



3101BS Crank Case Inspection Plate Bolt Set 2.50



3081OLF Magneto Oil Line Crank Case Oil Fitting and Nut (Part of 3080OL and 3080AOL) 14.95



3101BSS Neoprene Seal and Washer Set For Crank Case Inspection Plate Bolts 8.95



3083 Crank Case Arm Wood Block Set 9.95



3102B Inspection Plate Gasket 3-Dip Pan (1911-1924) 4.95



3083MB Crank Case Arm Nut and Bolt Set 10.95



3102C Inspection Plate Gasket 4-Dip Pan (1924-1927) 4.95



3100BMB Engine Assembly Nut and Bolt Set 48.95



3104 Oil Pan Corner Support Bracket Set (1909-27) 28.95



CHAFFIN'S GARAGE, INC.
 518 N. Spring St. Lake Elsinore, CA 92530
 (951) 226-7331

ENGINE PARTS

3111B	Valve Cover Gasket Set (1911-1921)	3.95	3063X	Manifold Gasket Set Gasket Material Only	2.95
3111C	Valve Cover Gasket (1921-1927)	3.95	3065	Manifold Clamp (1925-1927) (Used)	8.95
3112E	Valve Cover Stud and Nut For Two Piece Covers	2.75	3065E	Manifold Clamp (1909-1925)	8.95
3112	Valve Cover Bolt 2-1/2" For One Piece Covers	1.50	3066S	Manifold Stud and Nut Set (1909-1925)	8.00
3112A	Valve Cover Bolt for Aluminum Valve Cover 2 5/8" For One Piece Covers	1.75	3066	Manifold Stud (1909-1925)	2.35
3063	Manifold Gasket Copper Ring (Six Required)	1.35	3066N	Manifold Stud Nut	0.25
3064	Manifold Gasket Steel Gland (Six Required)	0.75	3066C	Manifold Stud (1926-1927)	3.95
3063/64	Manifold Gasket Set Copper Ring and Steel Gland	10.95			
3063/64X	Manifold Gasket Set Gasket Material and Steel Gland	5.95			



CHAFFIN'S GARAGE, INC.
 518 N. Spring St. Lake Elsinore, CA 92530
 (951) 226-7331

INTAKE AND EXHAUST MANIFOLD PARTS

HIGH PERFORMANCE MANIFOLDS



DUAL EXHAUST MANIFOLD

- | | | |
|---------------|--|--------|
| 3060D | Dual Exhaust Manifold Kit | 324.95 |
| | Miles Built | |
| | Relieves back pressure and provides 100% increase in exhaust volume. Kit includes parts indicated below. | |
| 3060F | Dual Exhaust Pipe Flange | 24.95 |
| 3060G | Dual Exhaust Flange Gasket | 4.95 |
| 3060MS | Mounting Bolt Set | 10.95 |



HIGH VOLUME INTAKE MANIFOLD

- | | | |
|--------------|---|--------|
| 3062B | High Volume Intake Manifold Aluminum | 149.95 |
| | Provides a 72CFM improvement (60% increase in overall volume) over the original Ford intake manifold. | |



INCREASED PERFORMANCE












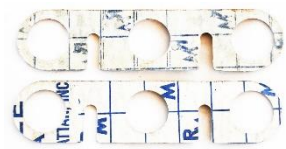



The original Fords cast iron intake and exhaust manifolds are severely restricted. This factor prevents the engine from breathing properly and results in a loss of horsepower. To improve overall performance, there is no need for a fancy carburetor to achieve better engine breathing and overall performance. Our high volume intake manifold allows the Ford Holley or Kingston carburetors to function at maximum efficiency. The dual exhaust manifold relieves backpressure so the exhaust gases can be properly expelled. Dynamometer tests have shown the intake manifold will increase engine performance by an average of two horsepower. The dual exhaust manifold will contribute three horsepower on average for an overall net gain of five horsepower.





CHAFFIN'S GARAGE, INC.
 518 N. Spring St. Lake Elsinore, CA 92530
 (951) 226-7331







INTAKE AND EXHAUST MANIFOLD PARTS

3060B		Exhaust Manifold, USA	95.00		3062 Intake Manifold Aluminum (1909-1912)	179.95
3060D		Dual Exhaust Manifold USA	324.95		3063 Manifold Gasket Copper Ring (Six Required)	1.25
3061		Exhaust Pack Nut	18.95		3064 Manifold Gasket Steel Gland (Six Required)	0.95
3061L		Exhaust Pack Nut Clamp	6.50		3063/64 Manifold Gasket Set Copper Ring and Steel Gland	10.95
3061W		Exhaust Pack Nut Wrench	39.95		3063/64X Manifold Gasket Set	7.95
3062B		Intake Manifold Hi-Performance Aluminum USA (1913-1914)	149.95		3063X Manifold Gasket Set Gasket Material Only	2.95
3062W		Intake Manifold, Winfield, Aluminum USA (1909-1927)	129.95		3065 Manifold Clamp (1925-1927) (Used)	8.95
					3065E Manifold Clamp (1909-1925)	8.95



CHAFFIN'S GARAGE, INC.
 518 N. Spring St. Lake Elsinore, CA 92530
 (951) 226-7331

TIMER

3162	 Timer Clamp Spring Bolt 2 1/8" (1912-1918)	1.00	3207	 Timer Brush Pin	0.30
3162B	Timer Clamp Spring Bolt 4 3/8" (1919-1927)	1.75	3207 NOS	Timer Brush Pin	0.50
3162BD	 Timer Clamp Spring Bolt 4 7/8" (1919-1927)	1.95	3220	 Timer Brush Lock Nut	2.50
3163	 Timer Clamp Spring	2.15	3220 NOS	Timer Brush Lock Nut	3.00
3165B	 Roller for Stock Timer Rebuilt Brass	24.95	3221	 Tiger Timer USA	69.95
3165N	 Roller for Stock Timer	19.95	3221A	 Anderson Timer With Wiper, Pin and Cap	75.95
3170	 Timer Gauge Tool	1.50	3221AF	 Anderson Timer Wiper Assembly	35.00
3177	 Timer Felt Seal	0.75	3221BTRB	 Brush for TW Timer	10.00
3177B	 Timer Seal Modern Neoprene	9.95	3221BR	 Brush for New Day	9.95
3200BNS	 Brass Knurled Nut Set For Timer	7.95	3221CI	 Timer, Cast Iron Body (1917-1927)	80.00
3206	 Timer Brush Cap Washer	1.95	3321ND	 New Day Timer	65.95



CHAFFIN'S GARAGE, INC.
 518 N. Spring St. Lake Elsinore, CA 92530
 (951) 226-7331


TIMER AND DISTRIBUTOR

3221S	Timer Pressed Steel Body (1917-1927)	65.00		BBD-2	Bosch Bolt-On Distributor Bosch #009 Distributor Ball Bearing Shaft Design	389.95	
3221TL	Timer Lube	1.50		BPBC	Bosch Plate Bell Crank Original Style	N/A	
3222	Timer Shield	3.50		BPCA	Bosch Plate Adjustment Arm Original Style	34.95	
3222T	Timer Alignment Tool KR Wilson	N/A		BPS-1	Drive Shaft for Bosch Plate Distributor Model FI-513	39.95	
BPD-1	Bosch Plate Distributor	N/A		BPS-2	Drive Shaft for Conversion To Bosch 009 Distributor	39.95	
BP-KIT	Complete Conversion Kit For Bosch Plate Distributor	199.95		BPCN	Cam Gear Nut For Bosch Plate Distributor Model FI-513	29.95	
BPBCS	Bosch Bell Crank Mounting Shaft Original Style	8.95		BPGS-1	Gear Set For Bosch Plate Distributor Model FI-513	79.95	
				BGS-2	Gear Set For Bosch Bolt-On Distributor Model 600	59.95	



CHAFFIN'S GARAGE, INC.
 518 N. Spring St. Lake Elsinore, CA 92530
 (951) 226-7331

DISTRIBUTOR AND PARTS



BPB-1 Bosch Instructions / Parts List 2.95
 For Bosch Plate Distributor
 Model FI-513 (Reprint)

BCL-2  Control Linkage Set 19.95
 For BBD-2 Distributor

BPCL-1  Bosch Plate Control Linkage 19.95
 Set. Original Style.
 Goes Over the Water Pipe

BPCL-2  Bosch Plate Control Linkage 24.95
 Set. Accessory Style.
 Goes Under the Water Pipe

5029DIST  Spark Plug and Coil Wire Set 26.95
 For Distributor

5029HS  Spark Plug Wire Support Set 12.95
 For Distributor



BBD-CAP Distributor Cap 16.95
 For #009 Distributor



BBD-PTS-2 Distributor Points 12.95
 For #009 Distributor
 (VW JF4)



BBD-PTS Distributor Points 12.95
 For #009 Distributor
 (Porsche VW07)



BBD-RTR Distributor Rotor 12.95
 For #009 Distributor



BBD-CON Distributor Condenser 12.95



BIC-6V Ignition Coil (6 Volt) 14.95
BIC-12V Ignition Coil (12 Volt) 14.95



BIR-12V Resistor (12 Volt Coil) 16.95



CMB-1 Coil Mounting Bracket 4.95



CHAFFIN'S GARAGE, INC.
 518 N. Spring St. Lake Elsinore, CA 92530
 (951) 226-7331

DISTRIBUTOR AND PARTS



AKGS-1 Gear Set For Atwater Kent Front Plate Distributor Angled Neck 79.95



AKGS-3 Gear Set for Atwater Kent Bolt On Distributor 79.95



AKGS-2 Gear Set For Atwater Kent Front Plate Distributor Vertical Neck 79.95



BMG-1 Bosch Magneto Gear For Bosch DU4 Magneto 119.95

THE AUTOMOBILE JOURNAL

The New - BOSCH

HIGH TENSION IGNITION SYSTEM

for FORDS

OK'd by over Seventy Thousand Ford Owners the last 4 mos.

Here's the biggest value ever offered Ford owners! Type 600 is a wonderful new Ignition System—big, dependable, efficient, waterproof—

It is not just a Timer—but a complete ignition system built especially for Fords by the makers of the world famous Bosch Magneto—

It makes a wonderful improvement in Fords—starts quick, runs steady, more power on the hills, smooth running under all conditions.

Thrills her down in traffic and she'll run slowly with out "choking." Give her the gas and she'll start over, be ahead of the rest.

Has automatic spark advance— keeps plugs clean.

You get your money back in thirty days if you're not satisfied.

\$12.75

TYPE 600

Send this Coupon for Special Trial Offer

REASONING MANUFACTURING COMPANY
 Box 1000
 Milwaukee, Wis. 53201


Let me show you your new Bosch Ignition System, and all about it.

Name _____
 Street _____
 City _____ State _____ Zip _____
 Phone _____



CHAFFIN'S GARAGE, INC.
518 N. Spring St. Lake Elsinore, CA 92530
(951) 226-7331

FLYWHEEL AND MAGNETO





CHAFFIN'S GARAGE, INC.
 518 N. Spring St. Lake Elsinore, CA 92530
 (951) 226-7331

FLYWHEEL AND MAGNETO



3250A Magneto Coil (1909-1910) 339.95
 Double Stack 3/4" Round
 For Use with 9/16" Magnets
 (Exchange / Core Required)



3250D Magneto Coil (1915-1917) 339.95
 Double Stack 5/8" Oval
 For Use with 3/4" Magnets
 (Exchange / Core Required)



3250B Magneto Coil (1910-1911) 339.95
 Double Stack 9/16" Round
 For Use with 5/8" Magnets
 (Exchange / Core Required)



3250E Magneto Coil (1917-1921) 283.95
 Single Stack, 1/4" Oval
 For Use with 3/4" Magnets
 (Exchange / Core Required)



3250C Magneto Coil (1912-1914) 339.95
 Double Stack 5/8" Round
 For Use with 5/8" Magnets
 (Exchange / Core Required)



3250F Magneto Coil (1921-1927) 283.95
 Single Stack 3/16" Oval
 For Use with 3/4" Magnets
 (Exchange / Core Required)



CHAFFIN'S GARAGE, INC.
 518 N. Spring St. Lake Elsinore, CA 92530
 (951) 226-7331

FLYWHEEL AND MAGNETO

3252S  Magneto Coil Mounting
Screw 3/8-24 X 7/8" With
Drilled Head (Set of 4) 5.50

3254 NOS  Magnet Clamp Screw 2.00
3/8-24 X 1-1/2"

3255 NOS  Magnet Clamp Screw Washer 0.25

3257 Magnet Support Spool 1.50
Aluminum (Each)

3257S  Magnet Support Spool 24.00
Set (16 Pieces)

3260  Magneto Contact 19.95
Assembly (1909-1925)

3260B  Magneto Contact 16.95
Assembly (1925-1927)

3266  Magneto Contact Screw 2.10
(1909-1925) (3 Required)

3267C NOS  Magneto Contact Insulator 3.50
Cover (1919-1925)




3268 Flywheel Ring Gear 47.95
Uses 1/4-24 Brass Screw
(3278RE)

3270  Flywheel Cap Screw 7.95
(4 Required)

3271  Flywheel Dowel Pin Set 2.50

3272B  Magneto Coil Shim Set 3.00
Solid (0.035")

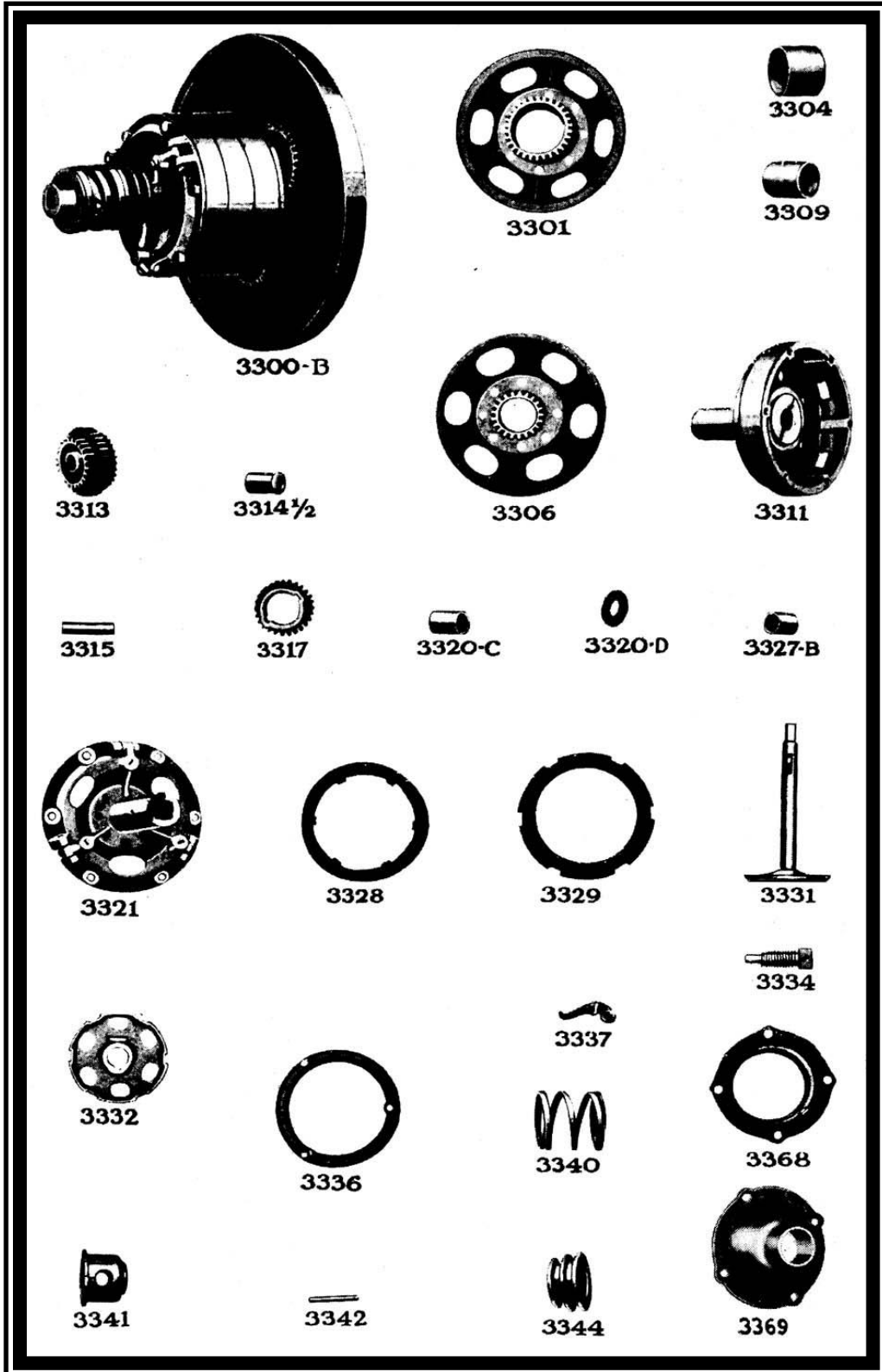
3272BL  Magneto Coil Shim Set 6.95
Laminated (0.035")

3277  Magnet Clamp Plate 2.00
(1911-1927)



CHAFFIN'S GARAGE, INC.
 518 N. Spring St. Lake Elsinore, CA 92530
 (951) 226-7331















TRANSMISSION





CHAFFIN'S GARAGE, INC.
 518 N. Spring St. Lake Elsinore, CA 92530
 (951) 226-7331

TRANSMISSION

3278	 Magnet Clamp Screw Brass 1.95 14-24 (Original Thread Design) For Use with Original Ring Gear (16 Required)	3301N	 Reverse Drum 624.95 New Precision Balanced (1909-1927)
3278RE	 Magnet Clamp Screw Brass 2.25 1/4-24 (New Thread Design) For Use with New Starter Ring	3306N	 Low Speed Drum 659.95 New Precision Balanced (1909-1927)
3300-OS	 Oil Screen Transmission 35.95 Cover (1911-1927)	3311N	 Brake Drum with Shoes 729.95 New Precision Balanced (1909-1925)
3300-OSM	 Oil Screen Magnet 3.00	3311BN	 Brake Drum with Shoes 759.95 New Precision Balanced (1926-1927)
3251	 KR WILSON Magnet N/A Height Clearance Tool	3309	 Low Speed Drum Bushing 10.95
3300S	 Oil Slinger Set For Flywheel 44.95	5Z314S	 Transmission Clutch Drum 139.95 and Driven Gear Puller
3304	 Reverse Drum Bushing 10.95		
3304/27	 Transmission Bushing Set 89.95		



CHAFFIN'S GARAGE, INC.
 518 N. Spring St. Lake Elsinore, CA 92530
 (951) 226-7331


TRANSMISSION

3312	 Brake Drum Clutch Shoe (1926-1927) (6 Required)	3.95	3320C	 Brake Drum Bushing (2 Required)	5.95
3313E	 Triple Gear (Riveted) Used	40.00	3320D	 Transmission Thrust Washer (3 Required)	3.95
3313	 Triple Gear (Solid) Used	50.00	3323	 Drive Plate Screw With Drilled Head (1909-1925) (3 Required)	1.30
3313N	Triple Gear Set New	495.00	3323B	 Drive Plate Screw Just Like Original (6 Required) (1926-1927)	8.95
3314	 Triple Gear Bushing (Each) (3 Required)	18.95	3324B	 Drive Plate Shaft Plug 1-1/8"	0.75
3314D	 Triple Gear Bushing Driver	29.95	3325R	 Brake Drum / Drive Plate Rivet 1/4" X 7/8" (Each)	1.75
3315BS	 Triple Gear Pin Set (.002" OS)	29.95	3327B	 Drive Plate Bushing	6.95
3317	 Driven Gear (Used)	40.00	3327B NOS	Drive Plate Bushing NOS	7.95
3317N	Driven Gear (New)	99.00	3328/29	 Clutch Disk Set Original Style Steel (1909-1927) (25 Piece)	189.95
3318	 Driven Gear Key (2 Required)	3.95	3328TC	 Modern Turbo Clutch Disk Set (1909-1927) (9 Piece)	119.95



CHAFFIN'S GARAGE, INC.
 518 N. Spring St. Lake Elsinore, CA 92530
 (951) 226-7331

TRANSMISSION



3329 Large Clutch Disk (Each) 8.95
 (10 Required For 3328TC)
 (1909-1927)



3340 Clutch Spring 34.95
 High Performance (1909-1927)

Note: Our clutch spring looks identical to the original; however, the force factor has been increased 10%. This spring can be used with both the standard Ford clutch and the modern Watts and Turbo clutches.



3331 Main Gear Shaft New 229.95
 (1909-1927)



3342 Clutch Plate Thrust Ring Pin .75



3333 Clutch Drum Key 2.00



3363 Transmission Cover Felt Gasket 1.00



3334 Clutch Drum Set Screw 4.25



3337 NOS Clutch Finger Adjusting Screw 3.00
 (1909-1927)



3367BS Transmission Cover Door Screw Set Brass (6 Pieces) 4.00



3337 NOS Clutch Finger and Screw 10.00
 (1909-1925)



3369 Ball Cap (Babbitt) 99.95
 Fourth Main Bearing
 (1.560 In.) Exchange
 Please specify size needed



3338 Clutch Finger Pin With Head 2.95
 (1909-1925) (3 Required)



3338A Clutch Finger Pin .95
 With No Head (1909-1925)
 (3 Required)



3369B Ball Cap with Sealed 149.95
 Ball Bearing
 Note: No Modification To
 Tail Shaft Require

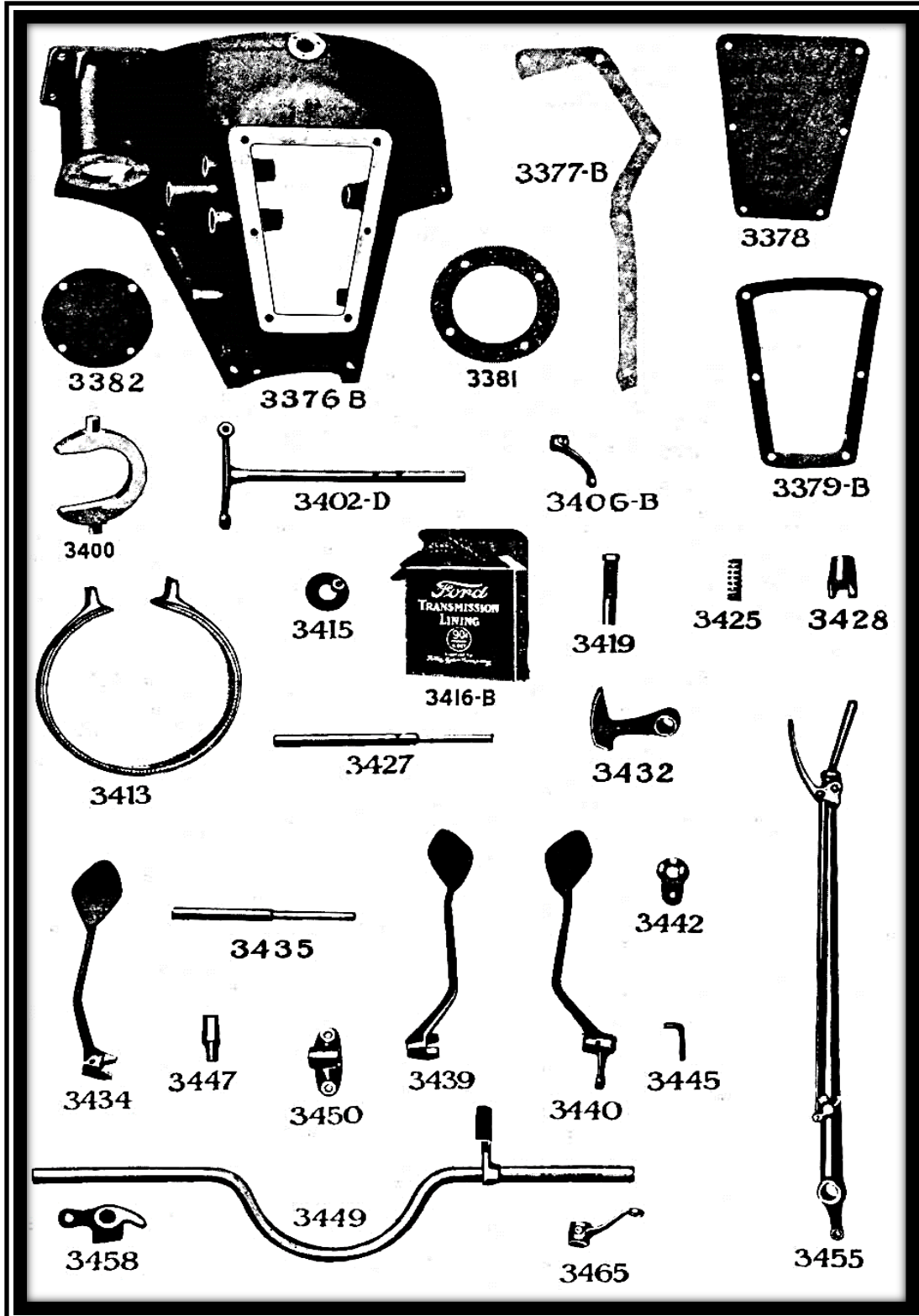


3338B Clutch Finger Pin With Head 1.95
 (1926-1927) (3 Required)



CHAFFIN'S GARAGE, INC.
518 N. Spring St. Lake Elsinore, CA 92530
(951) 226-7331


















TRANSMISSION





CHAFFIN'S GARAGE, INC.
 518 N. Spring St. Lake Elsinore, CA 92530
 (951) 226-7331

TRANSMISSION

2580	 Ball Cap Gasket	1.25	3378ES	 Transmission Door Ford Script Steel (1911-1913)	75.00
2571MB	 Ball Cap Mounting Nut And Bolt Set (9 Pieces)	5.50	3380	 Bendix Drive Cover	10.95
3367S	 Transmission Cover Door Screw Set Steel (6 Pieces)	3.00	3381	 Bendix Drive Cover Gasket	0.95
3367BS	 Transmission Cover Door Screw Set Brass (6 Pieces)	4.00	5059	 Bendix Drive Cover Screw Set (1919-1927)	3.00
3377B	 Transmission Cover Gasket Set (2 Pieces)	5.95	3400	 Clutch Release Ring	21.95
3378AL	 Transmission Cover Finned Aluminum	29.95	3402S	 Clutch Arm Shaft Seal Neoprene	6.95
3379B	 Transmission Door Gasket	2.25	3409	 Clutch Release Fork Clamp Screw 3/8" X 3/4" (2 Required) (Order 3323)	1.00
			3403BS	 Clutch Lever Adjusting Screw and Nut	0.75
			3405	 Clutch Lever Pin	.50
			3406C	 Clutch Release Fork Pin (2 Required)	0.50



CHAFFIN'S GARAGE, INC.
 518 N. Spring St. Lake Elsinore, CA 92530
 (951) 226-7331





















TRANSMISSION

3413BT	Band Changing Tool	19.95		3414BNT	Band Nut and Washer Holding Tool	19.95	
3416B	Scandinavia Band Lining (1909-1925)	85.00		3416T	Band Clamp and Nut Adjusting Tool (1909-1925)	15.95	
3416D	Scandinavia Band Lining (1926-1927)	N/A		3419	Slow Speed Adjustment Screw (1909-1925)	14.95	
3416DK	Band Lining Set (Kevlar) (1926-1927)	169.95		3419B	Slow Speed Adjustment Screw (1926-1927)	15.95	
3416DW	Band Lining Set (Wood) (1926-1927)	69.95		3419/20T	Slow Speed Adjustment Tool Set	19.95	
3416BC	Band Lining Set (Cotton) (1909-1925)	69.95		3420	Slow Speed Adjustment Screw Nut (1909-1925)	2.95	
3416BK	Band Lining Set (Kevlar) (1909-1925)	159.95		3422B	Band Lining Rivet Set (24 Pieces)	2.10	
				3425	Band Return Spring (Each)	.85	
				3425S	Band Spring Nut and Washer Set (7 Pieces)	9.95	



CHAFFIN'S GARAGE, INC.
 518 N. Spring St. Lake Elsinore, CA 92530
 (951) 226-7331





















TRANSMISSION

						
3426	Band Adjustment Nut	1.75				
3426 NOS	Band Adjustment Nut	1.95		3439P	Pedal Pad Set (Rubber) (1909-1925)	9.95
						
3427B	Slow Speed Pedal Shaft (1909-1927)	14.95		3439BP	Pedal Pad Set (Rubber) (1926-1927)	9.95
						
3428	Slow Speed Notch	18.95		3434R	Reverse Pedal Head Weld On (1909-1914)	14.95
						
3429	Slow Speed Notch Pin	0.50		3439B	Brake Pedal Head Weld On (1909-1914)	14.95
						
3435	Brake / Reverse Pedal Shaft (1909-1927)	15.95		3440C	Clutch Pedal Head Weld On (1909-1914)	14.95
						
				3440-15	Ribbed Pedal Head Clutch, Reverse, Brake (1915)	14.95
3435-ADJ	Pedal Shaft Set (Adjustable)	75.00				
				3441	Transmission Pedal Shaft Pin	0.50
3435S	O-Ring Seal for Pedal Shafts 5/8" X 13/16" X 3/32"	0.50				
				3442	Clutch Pedal Cam	16.95
3436	Brake and Reverse Pedal Cam	16.95				
				3445S	Slow Speed Connection Clevis (1919-1927)	12.95
3437 NOS	Brake / Reverse Cam Support Bolt (1909-1925)	3.50				
						
3437C NOS	Brake / Reverse Cam Support Bolt (1926-1927)	2.75				



CHAFFIN'S GARAGE, INC.
 518 N. Spring St. Lake Elsinore, CA 92530
 (951) 226-7331

HAND BRAKE

3448	 Brake Quadrant Standard Steel (4 Hole) (1909-1925)	11.95	2564	 Brake Rod Clevis Pin (5/16")	1.00
3448H	 Brake Quadrant Hardened Steel (4 Hole) (1909-1925)	38.95	2564OS	 Brake Rod Clevis Pin Oversize	1.25
3448B	 Brake Quadrant Hardened (2 Hole) (1926-1927)	38.95	2564D	 Brake Rod Clevis Pin (3/8")	1.25
3456B	 Brake Lever to Shaft Pin	0.50	2564RM	 Clevis Pin (Rocky Mountain Brakes)	1.50
3458	 Brake Pawl Cast Steel (1909-1921)	12.95	3466	 Brake Lever Arm Pin	0.50
3458B	 Brake Pawl Formed (1919-1927)	6.95	3467	 Brake Rod Clevis Formed (5/16")	7.95
3459	 Brake Pawl Pin	0.75	3467C	 Brake Rod Clevis Cast Steel (5/16")	8.95
3461	 Brake Handle Release Lever Pins (Pair)	1.65	3467D	 Brake Rod Clevis Cast Steel (3/8")	10.95
3463	 Brake Lever Leaf Spring	1.75	3467E	 Brake Rod Clevis Cast Steel Original Style (5/16") Bent Arms (1909-1912)	16.95
3463RE	 Brake Lever Spring (Snap-on-Style)	2.25	3467E-2	 Brake Rod Clevis Cast Steel Original Style (5/16") Straight Arms (1913-1919)	16.95



CHAFFIN'S GARAGE, INC.
 518 N. Spring St. Lake Elsinore, CA 92530
 (951) 226-7331

HAND BRAKE

3468/69  Brake Rod Set (Formed Ends) 65.00
 With Clevis and Pins
 (1916-1925)


3470/71  Brake Rod Support Bracket Set 15.00
 (1914-1927)

3468/69C  Brake Rod Set 65.00
 With Clevis and Pins
 (1926-1927)

3470/71B  Brake Rod Support Bracket Set 79.95
 Brass (1909-1913)

3468/69E  Brake Rod Set (Cast Ends) 75.00
 With Clevis and Pins
 (1909-1915)

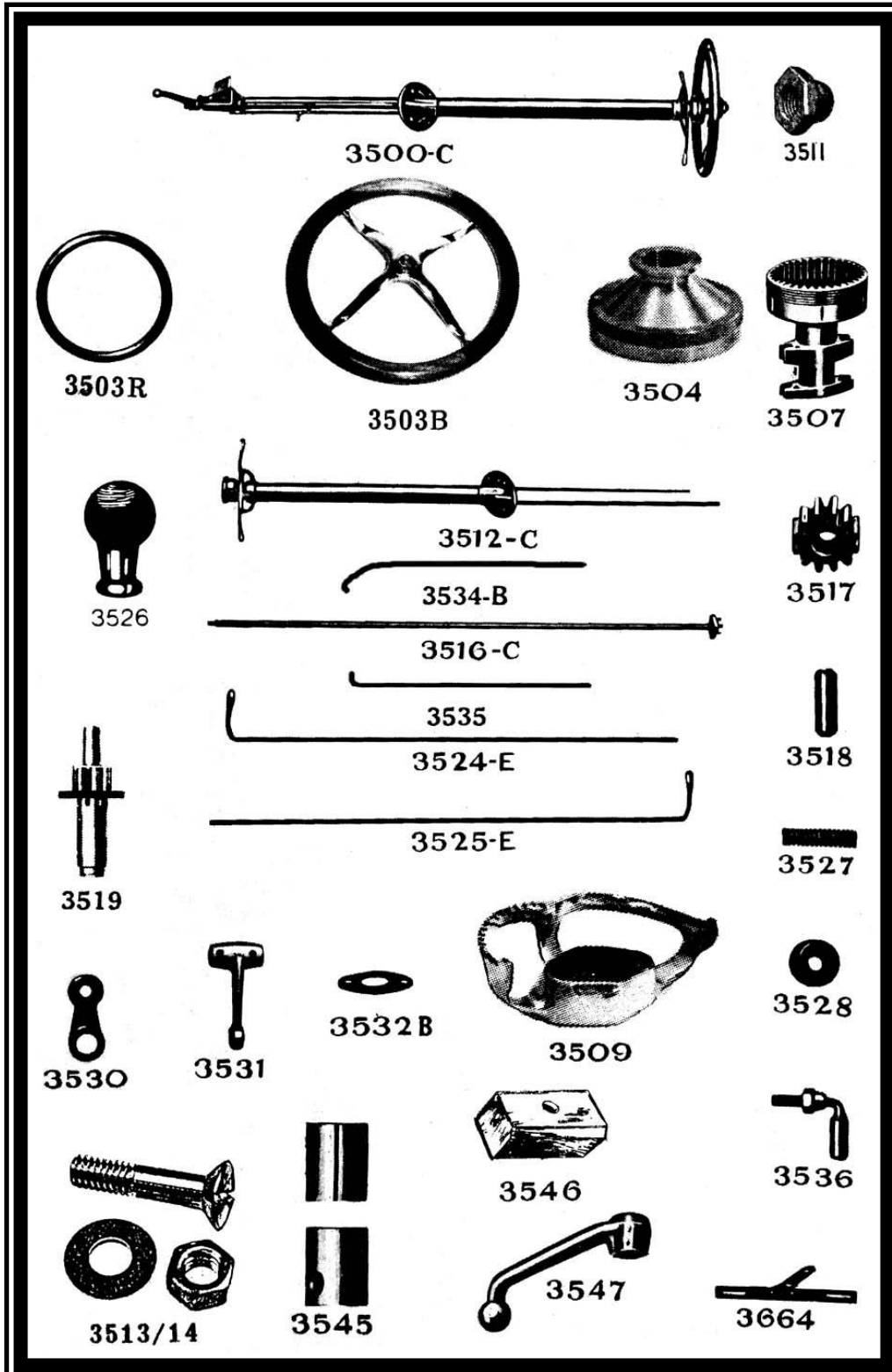
3470/71E  Brake Rod Support Bracket Set 69.95
 (1910-1913)





CHAFFIN'S GARAGE, INC.
 518 N. Spring St. Lake Elsinore, CA 92530
 (951) 226-7331

STEERING GEAR





CHAFFIN'S GARAGE, INC.
 518 N. Spring St. Lake Elsinore, CA 92530
 (951) 226-7331

STEERING GEAR



3501RA Steering Wheel Rim 130.00
 Maple / Unfinished
 14 1/2" O.D. (1909-1919)
 For Cast Brass and Steel Spiders

3501RB Steering Wheel Rim 130.00
 Maple / Unfinished
 16" O.D. (1919-1925)
 For Stamped Steel Spider

3501R1 Steering Wheel Rim 195.00
 Mahogany / Finished
 14 1/2" O.D (1909-1919)
 For Cast Brass / Steel Spiders

3501R2 Steering Wheel Rim, 195.00
 Mahogany / Finished
 15 3/4" O.D. (1920-1925)
 For Stamped Steel Spider

3501R3 Steering Wheel Rim, 195.00
 Mahogany / Finished
 16 7/8" O.D. (1926-1927)



3501B Steering Wheel Rim 45.00
 Black, 16" O.D. (1916-1925)
 For Stamped Steel Spider



3503B Steering Wheel with Brass 345.00
 Spider 14 1/2" O.D.
 (1909-1919)



3503B Steering Wheel with Brass 345.00
 Spider 14 1/2" O.D.
 (1909-1919)

3503C Steering Wheel with Chrome 355.00
 Spider 14 1/2" O.D.
 (1909-1919)



3504 Steering Gear Cover, Brass 36.00
 (1909-1914)



3504NC Steering Gear Cover, Nickle 69.95
 (1917-1927)



3505S Steering Gear Cover Lock Screw 0.25
 Brass



3505 Steering Column Support 27.95
 Bracket Aluminum
 (1909-1919)



3505H Steering Column Support 27.95
 Bracket Aluminum
 (1919-1927)

















3505B Steering Column Support 75.00
 Bracket Brass
 (1909-1919)



CHAFFIN'S GARAGE, INC.
 518 N. Spring St. Lake Elsinore, CA 92530
 (951) 226-7331

STEERING GEAR

3507R	 Brass Rivet for Steering Gear Case (1909-1915) 5/32 X 1/2 (6 Required)	0.30	3513/14	 Steering Flange Screw and Nut Oval Head Brass 5/16" X 1-5/16-18" (1909-1912)	7.95
3509	 Steering Quadrant Brass Brass (1909-1914)	39.00	3513/14L	 Steering Flange Screw and Nut Brass (Long) 5/16" X 1 1/2-18" (1911-1912)	7.95
3509R	 Brass Rivet, Steering Quadrant to Column 5/32" X 1-1/2" (1909-1915) (RHB222)	0.50	3513/14C	 Steering Flange Carriage Bolt and Nut 5/16" X 1-1/2" (1913-1927)	1.00
3509RO	Brass Rivet, Same as 3509R Except O.S. 3/16" X 1-1/2" (1909-1915) (RHB322)	0.50	3517/19S	 Steering Gear Set (4:1 Ratio) (1909-1925)	60.00
3510R	Steel Rivet Steering Quadrant to Column 5/32" X 1-5/16" (1915-1927) (RHS219)	0.50	3517/19BS	 Steering Gear Set (5:1 Ratio) (1926-1927)	65.00
3511	 Steering Wheel Nut Low Crown Brass (1909-1914)	8.95	3516C	 Steering Shaft (5:1 Ratio) (1926-1927)	185.00
3511B	 Steering Wheel Nut High Crown Brass (1915-1927)	8.95	3518S	 Steering Gear Pinion Pin Set (1909-1921)	2.10
3511C	 Steering Wheel Nut High Crown Chrome (1915-1927)	8.95			
3511S	 Steering Wheel Nut High Crown Steel (1915-1927)	6.95			



CHAFFIN'S GARAGE, INC.
 518 N. Spring St. Lake Elsinore, CA 92530
 (951) 226-7331




















STEERING GEAR

3518BS	Steering Gear Pinion Pin Set (1921-1927)	2.25	3529S	Spark and Throttle Rod Pin Set	0.75
3520	Steering Drive Pinion Key	1.25	3530E	Spark Lever Arm With Bent Arm Brass (1909-1915)	21.95
3523	Steering Shaft Castle Nut 1/2-20"	1.00	3530ES	Spark Lever Arm With Bent Arm Steel (1909-1915)	19.95
3524/25E	Spark and Throttle Rod Set Brass (Shorten For 1909) (1909-1912)	119.95	3530	Spark Lever Arm With Straight Arm Brass (1916-1927)	21.95
3524/25	Spark and Throttle Rod Set, Stainless Steel	75.00	3530 NOS	Spark Lever Arm NOS	22.95
3526	Spark and Throttle Rod Knob Set (1909-1912)	32.95	3530S	Spark Lever Arm With Straight Arm Steel (1916-1927)	21.95
3527S	Spark and Throttle Rod Spring and Pin Set	1.35	3531	Throttle Lever Arm (2 Pin) Brass (1909-1914)	21.95
3500CW	Steering Column Lowering Bracket Set	24.95	3531S	Throttle Lever Arm (2 Pin) Steel (1909-1914)	21.95
3528	Spring Cup Set	4.50	3531A	Throttle Lever Arm (1 Pin) Brass (1915-1927)	21.95
			3531AS	Throttle Lever Arm, 1 Pin, Steel (1915-1927)	21.95
			3532EB	Throttle Rod Guide Wide Sleeve Brass (1909-1915)	21.95
			3532ES	Throttle Rod Guide Wide Sleeve Steel (1909-1915)	19.95



CHAFFIN'S GARAGE, INC.
 518 N. Spring St. Lake Elsinore, CA 92530
 (951) 226-7331

STEERING GEAR

					
3532B	Throttle Rod Guide Narrow Sleeve Brass (1915-1919)	21.95	3535B	Carburetor Control Rod (1926-1927)	7.95
3532S	Throttle Rod Guide Narrow Sleeve Steel (1915-1919)	21.95	3535E	Carburetor Control Rod With Elbow Original Style (1909-1925)	29.95
					
3532	Spark \ Throttle Rod Guide Flat Steel (1920-1927)	5.95	3540/41	Steering Bracket Nut / Bolt Set	3.50
					
3534E1	Commutator Control Rod With Swivel 1909 First 2500	49.95	3544	Steering Bracket Felt (1909-1921)	.50
					
3534E2	Commutator Control Rod With Swivel 1909-10 production cars, Original Style	49.95	3545	Steering Bracket Bushing Large 3/4" X 1" X 1-1/4" (1909-1921) (2 Required)	4.95
					
3534E3	Commutator Control Rod Without Swivel Original Style (1911-1921)	29.95	3545B	Steering Bracket Bushing Small 3/4" X 7/8" X 1-1/4" (1921-1927)	4.95
					
3534B	Commutator Control Rod (1909-1925)	7.95	3545/45BT	Bushing Driver (For 3545 and 3445B)	29.95
					
3534C	Commutator Control Rod (1926-1927)	7.95	3546	Steering Bracket Wood Block (1909-1927)	8.50
					
3534S	Commutator Control Rod Swivel. (For 3534E1, E2 or E3)	N/A	3547	Steering Pitman Arm	39.95
					
3535	Carburetor Control Rod (1909-1925)	7.95	3548	Pittman Arm Key	1.75
			3596	Steering Bracket Grease Cup Steel	3.85
					
3596B			Steering Bracket Grease Cup Brass	8.15	



CHAFFIN'S GARAGE, INC.
 518 N. Spring St. Lake Elsinore, CA 92530
 (951) 226-7331

FLOOR BOARDS AND PEDAL PLATES

3626A	Floor Board Set Open Cars (1915-1925)	64.95		3630/32BR Pedal and Brake Lever Plate Set Brass (1909-1910)	129.95		
3626B	Floor Board Set Open Cars (1926-1927)	64.95		3630/32E	Pedal Plate Set Steel (1911-1915)	39.95	
3626C	Floor Board Set Coupe/Tudor (1926-1927)	64.95		3631	Pedal Draft Deflector (1909-1925)	7.00	
3626C	Floor Board Set Coupe/Tudor (1926-1927)	64.95		3633	Brake Lever Trim Plate Stamped Steel (1916-1925)	3.00	
3630/32	Pedal Plate Set Stamped Steel (1916-1925)	16.00		3633D	Brake Lever Trim Plate Stamped Steel (1926-1927)	6.95	
3630/32B	Pedal Plate Set Stamped Steel (1926-1927)	17.00		3633E	Brake Lever Trim Plate Steel (1909-1915)	10.00	
3630/32B	Pedal Plate Set Stamped Steel (1926-1927)	17.00		3633R	Ruckstell Shift Lever Trim Plate Steel (1909-1927)	9.95	



CHAFFIN'S GARAGE, INC.
 518 N. Spring St. Lake Elsinore, CA 92530
 (951) 226-7331

FLOOR MATS



3624 Front Floor Mat
 Open Car (1909-1914) 56.95



3624A Front Floor Mat
 Open Car (1915-1925) 59.95



3624B Front Floor Mat
 Open Car (1926-1927) 65.95

3624BU Front Floor Mat Un-Trimmed
 Depot Hack / Speedster
 (1915-1925) 65.95



3624W Front Floor Mat (White)
 Open Car (1909-1914) N/A



3676 Rear Cocoa Mat 95.00
 31" X 32" (1909-1910)



3676A Rear Cocoa Mat 90.00
 28" X 30" (1911-1916)



3676B Rear Floor Mat 59.95
 Touring Car (1914-1925)



3676C Rear Floor Mat 59.95
 Touring Car (1926-1927)



CHAFFIN'S GARAGE, INC.
 518 N. Spring St. Lake Elsinore, CA 92530
 (951) 226-7331

SPEEDOMETER DRIVE



4003S Stewart Speedometer Drive Mounting Set (1908-1910)

\$169.95



3986BS Stewart Speedometer Drive Mounting Set (1920-1923)

\$139.95




4003AS Stewart Speedometer Drive Mounting Set (1911-1914)

\$149.95



3986S Stewart Speedometer Drive Mounting Set (1914-1927)

\$129.95



*Spindle Arm Not Included.

2740S Stewart Speedometer Drive Mounting Set (1911-1914)

\$84.95



1516 Stewart Clamp Bracket Short (1915-1925)

44.95



6227XS Ford Special Speedometer Drive Mounting Set (1914-1915)

\$73.95

*Spindle Arm Not Included.



1516S Stewart and Ford Special Special Speedometer Drive Mounting Set (1915-1925)

\$179.95



4003BS Stewart Speedometer Drive Mounting Set (1914-1925)

\$159.95



11296S Stewart Speedometer Drive Mounting Set (1923-1927)

129.95



CHAFFIN'S GARAGE, INC.
 518 N. Spring St. Lake Elsinore, CA 92530
 (951) 226-7331

SPEEDOMETER DRIVE PARTS

1913GS	 Stewart 1913 Speedometer Drive Swivel Gear Set	279.95	4015L	 Stewart Clamp Bar (Long) (1908-1927)	6.95
1998	 Leather Cable Strap With Brass Buckle	13.95	4015S	 Stewart Clamp Bar (Short) (1908-1914)	6.95
2740	 Stewart Swivel "L" Arm and Nut (1911-1914)	26.95	4017	 Speedometer Clamp Clip	6.95
3986	 Stewart Extension Stud Tapered (1914-1927)	22.95	4025	 Stewart Clamp Block (1908-1927)	31.95
4003X	 Stewart Clamp Bracket Long (1908-1925)	47.95	4032	 Stewart Clamp Bolt (1908-1927)	9.95
4007X	 Stewart Clamp Arm and Bar (1915-1925)	71.95	11295	 Stewart Clamp Arm (1923-1927)	94.95
4014	 Stewart S-Link Early (1908-1927)	76.95	11296	 Stewart Extension Stud Non-Tapered (1923-1927)	36.95
4014E	 Stewart S-Link Late (1908-1914)	79.95	617/1880	 Stewart Drive Cable Fitting Set (2 Pieces) For use with original chain or modern cable.	49.95
			6227XS	 Ford Special Mounting Arm (1914-1915)	74.95



CHAFFIN'S GARAGE, INC.
 518 N. Spring St. Lake Elsinore, CA 92530
 (951) 226-7331

SPEEDOMETER DRIVE PARTS



7260FS Speedometer Cable Housing 85.00
 Brass (5 Feet) Drive Nut 3/4-20,
 Speedo Head Nut 7/8-18 Ford
 Special Speedometers. Fits: Johns
 Manville, Jones, Standard, Sears
 Cross & Stewart.

17260J Speedometer Cable Housing 85.00
 Brass (5 Feet) Drive Nut 3/4-20,
 Speedo Head Nut 7/8-28,
 Fits: Jones

17260S Speedometer Cable Housing 85.00
 Brass (5 Feet) Drive Nut 3/4-20
 Speed Head Nut 3/4-20
 Fits: Stewart Model #26



6432FT Brass Flex Tubing (Per Foot) 15.00



17261DN Speedometer Cable 15.00
 Drive Nut 3/4-20 Fits All



17261FS Speedometer Head 15.00
 Cable Nut Ford Special
 7/8-18



17261J Speedometer Head 15.00
 Cable Nut Jones 7/8-28



17261S Speedometer Head 15.00
 Cable Nut Stewart 3/4-20



7260AC AC Drive Gear N/A
 Cupped Type 21 Tooth / 8 Pitch



17260FG Ford Special Drive Gear 21.95
 12 Tooth / 8 Pitch



17260SG Stewart Drive Gear 21.95
 16 Tooth / 8 Pitch



17261SG Stewart Road Gear #22 100.00
 60 Tooth / 8 Pitch
 (1909-1910)



CHAFFIN'S GARAGE, INC.
 518 N. Spring St. Lake Elsinore, CA 92530
 (951) 226-7331

FIREWALL AND PARTS



3634	Firewall, Mahogany (2 piece) 3/4 Inch (1909-1910)	N/A
3634A	Firewall, Cherry (2 Piece) 3/4 Inch (1911)	N/A
3634T	Firewall, Cherry 3/4 Inch (1910-1911) Torpedo	N/A
3634B	Firewall, Cherry 3/4 Inch (1912)	N/A
3634C	Firewall, Cherry 3/4 Inch (1913-1914)	N/A
3634D	Firewall, Birch 5/8 Inch (1915-1916)	N/A
3634E	Firewall, Birch 5/8 Inch (No Starter) (1916-1919)	N/A
3634F	Firewall, Birch 5/8 Inch (With Starter) (1919-1923)	N/A



3634DB Two Piece Dash Bracket Set Brass (1909-1911) 64.95



3634/35 Round Head Screw and Nut Set (22 Pieces) Brass For mounting 3634DB 7.50



3634DW Dash to Windshield Bracket Set Brass (1909-1911) 64.95



3634/35C Stud with Two Acorn Nuts. For use with 3634DB, 3634DW, 3635DW and 3635DWS 5.95



3635DW Dash to Windshield Bracket Set Brass (1912-1914) 69.95



3634/35A Round Head Screw and Nut Set (16 Pieces) Brass For 3634DW and 3635DW 6.95



3635DWS Dash to Windshield Bracket Set Steel (1912-1914) 39.95


















3634/35B Round Head Screw and Nut Set (16 Pieces) Steel For mounting 3634DWS 3.95

* All firewalls are currently unavailable



CHAFFIN'S GARAGE, INC.
 518 N. Spring St. Lake Elsinore, CA 92530
 (951) 226-7331













FIREWALL AND PARTS

3635	 Firewall Molding Solid Brass 75.00 3/4 X 3/16 X 84" Contoured Top (1909-1910)	3638A2	 Firewall Shield and Trim 31.95 (1909-10)
3635B	 Firewall Molding Formed Brass 75.00 3/4 X 84" Contoured Top with Shoulders (1911)	3638A3	 Firewall Shield and Trim 31.95 (1911)
3635D	 Firewall Molding Formed Brass 45.00 3/4 X 84" Flat Top Surface with Shoulders (1912-1914)	3638A4	 Firewall Shield and Trim 31.95 (1912)
3635D	Firewall Molding Formed Brass 45.00 3/4 X 84" Flat Top Surface with Shoulders (1912-1914)	3638A5	 Firewall Shield 22.95 (1913-1914)
OHB6X3/4	 Oval Head Brass Screw 0.12 For 3635 and 3635B	3638A6	 Firewall Shield 22.95 (Early 1915)
OHB6X5/8	 Oval Head Brass Screw 0.24 For 3635D	3638A7	 Firewall Shield 22.95 (1915-1917)
3638A	 Firewall Shield and Trim 31.95 First 2500 Cars (1909)	3638A8	 Firewall Shield 22.95 (1917-1918)
3638A1	 Firewall Shield and Trim 31.95 (Early 1909)	3638A9	 Firewall Shield 22.95 (1918-1919)



CHAFFIN'S GARAGE, INC.
 518 N. Spring St. Lake Elsinore, CA 92530
 (951) 226-7331

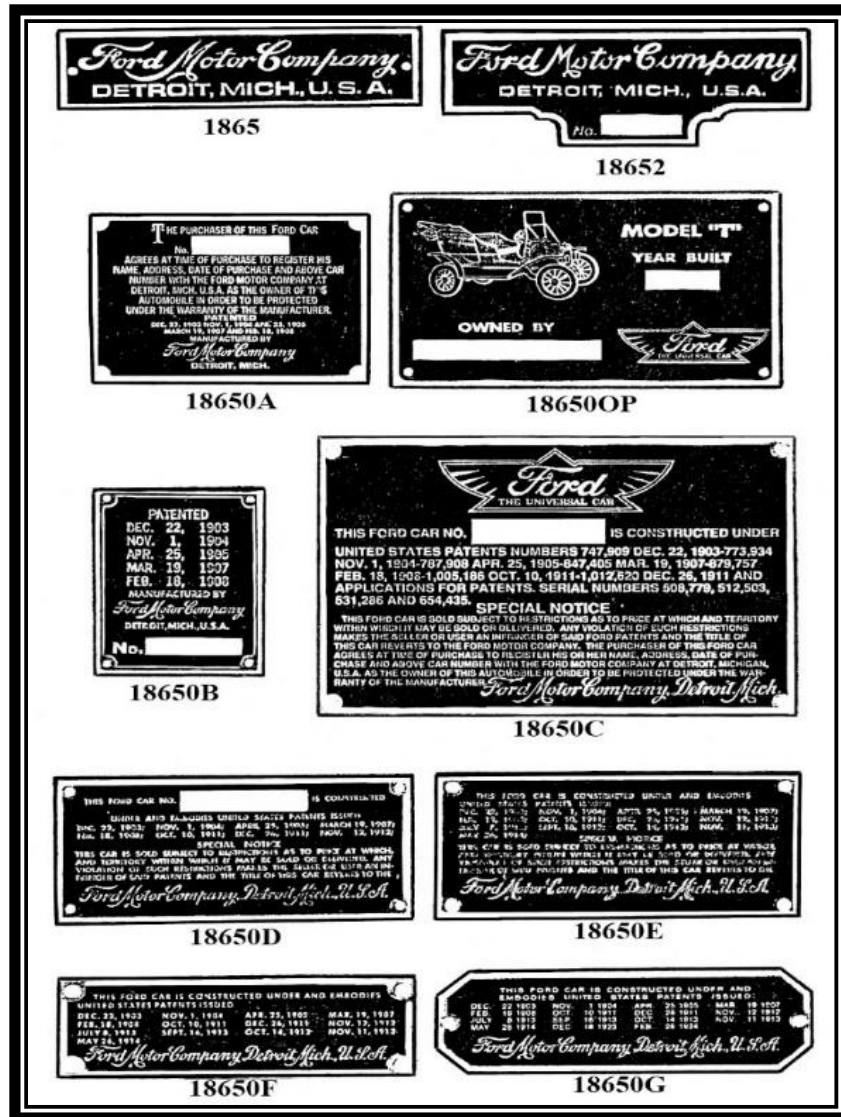
FIREWALL AND PARTS

3638B	Firewall Shield (1919-1922)	29.95		3645/46	Flat Head Screw and Nut Brass 5/16 X 1-5/16 X 18 Please Specify Either Hex or Acorn Nut (6 Required)	4.00	
3640C	Firewall to Frame Bracket Set (1917-1922)	15.95		3645/46C	Carriage Bolt and Square Nut 5/16 X 1-1/2. For 3640C and 3640D. (4 Required)	.50	
3640D	Firewall to Frame Bracket Set (1923-1927)	15.95		3645/46E	Oval Head Brass Screw and Nut 1/4 X 1-5/16 -28 For 3640/41E. (4 required)	9.95	
3640/41	Firewall to Frame Bracket Set (1911-1916)	75.00		3651S	Firewall to Body Bracket Set Butterfly Brackets (1909-1912)	29.95	
3640/41E	Firewall to Frame Bracket Set (1909-1910)	75.00					
3640/41T	Firewall to Frame Bracket Set Torpedo (1910-1911)	195.00					
3642	Firewall Bracket to Frame Mounting Bolt 3/8 X 7/8 Drilled Shank (4 Required)	1.00					
3642C	Mounting Bolt Castle Nut 3/8-24 (4 Required)	.75					



CHAFFIN'S GARAGE, INC.
 518 N. Spring St. Lake Elsinore, CA 92530
 (951) 226-7331

DATA PLATES



FIREWALL DATA PLATES

DATA PLATE MOUNTING SCREWS

18651	1903-1905 Body Plate	7.00
18652	1906-1908 Body Plate	9.00
18650A	1909-1911 Patent Plate	6.00
18650B	1911-1912 Patent Plate	6.00
18650C	1912 Patent Plate	9.00
18650D	1913-1916 Patent Plate	10.95
18650E	1917-1918 Patent Plate	4.50
18650F	1919-1925 Patent Plate	4.50
18650G	1926-1927 Patent Plate	4.50
18650-OP	Model T Owners Plate	6.00

#0BDS	Brass Drive Screw (Carburetor Data Plate)	0.20
#2BDS	Brass Drive Screw (Early Patent Plate)	0.20
#4BDS	Brass Drive Screw (Ruckstell Axle Plate)	0.20
#4SDS	Steel Drive Screw	0.15
#6BDS	Brass Drive Screw (Late Patent Plates)	0.20



CHAFFIN'S GARAGE, INC.
 518 N. Spring St. Lake Elsinore, CA 92530
 (951) 226-7331

LAMP BRACKETS AND PARTS



3655/56 Side Lamp Bracket Set Brass 65.00
 With Counter Sunk Holes
 for Oval Head Screws
 (1909-1910)



3655/56DB Side Lamp Bracket Set Brass 45.00
 With Square Holes for
 Carriage Bolts (1914)



3655/56A Side Lamp Bracket Set Brass 65.00
 With Counter Sunk Holes
 for Oval Head Screws
 (1910-1911)



3655/56EDB Side Lamp Bracket Set Brass 45.00
 With Counter Sunk Holes
 For Oval Head Screws (1914)



3655/56B Side Lamp Bracket Set Steel 65.00
 With Counter Sunk Holes
 for Oval Head Screws
 (1911-1912)



3655/56T Side Lamp Bracket Set Brass 65.00
 (1911 Torpedo)



3655/56C Side Lamp Bracket Set 45.00
 Steel with Square Holes for
 Carriage Bolts (1913)



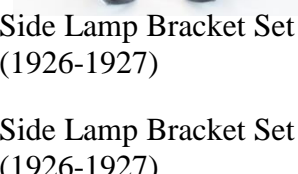
3655ASS Side Lamp Bracket Set Steel 54.95
 (1923-1925)



3655/56D Side Lamp Bracket Set Steel 45.00
 With Square Holes for
 Carriage Bolts (1914)



3655ASB Side Lamp Bracket Set Brass 64.95
 (1923-1925)



3655CSS Side Lamp Bracket Set Steel 59.95
 (1926-1927)

3655CSB Side Lamp Bracket Set Brass 44.95
 (1926-1927)



CHAFFIN'S GARAGE, INC.
 518 N. Spring St. Lake Elsinore, CA 92530
 (951) 226-7331

LAMP BRACKETS AND PARTS

3655DE	Side Lamp Bracket Set Brass, Depot Hack and Truck	49.95		3660NO	Never-Out Tail Lamp and License Plate Bracket Steel (1909-1914)	79.95
3655SE	Side Lamp Bracket Set Steel (Coupe, Sedan and Truck)	44.95		3660BNO	Never-Out Tail Lamp and License Plate Bracket Brass (1909-1915)	99.95
3657/58	Oval Head Brass Screw and Nut 1/4 X 1 5/16 – 28 for Early Side Light Brackets (Four Required)	9.95		Note: 3660NO and 3660BNO Are Used With 3660 and 3660B.		
3660	Tail Lamp Bracket Brass (1909-1914 Roadster) and (1909-1912 Touring)	34.95		3663S	Headlamp Fork Set Brass Offset Mounting Arms (1911-1915)	109.95
3660B	Tail Lamp Bracket Steel (1913-1914 Touring)	28.95		3663SE	Headlamp Fork Set Steel Straight Mounting Arms (1909-1910)	109.95
3660C	Tail Lamp and License Plate Bracket Brass (1915-1921 Touring/Sedan)	49.95		3664	Front License Plate Bracket (1921-1927)	5.95
3660D	Tail Lamp and License Plate Bracket (1915-1921 Roadster)	44.95		3664E		3.95
				3675		75.00
					Tail Lamp Bracket Steel (1909-1912 Coupe) and (1912 Pie Wagon Deliver)	



CHAFFIN'S GARAGE, INC.
 518 N. Spring St. Lake Elsinore, CA 92530
 (951) 226-7331

LAMP BRACKETS AND PARTS



8785L Fender to Tail Light Bracket Left (1926-1927) 14.95




8785PL Backing Plate for 8785L and 8785R 7.00



8785R Fender to Tail Light Bracket Right (1926-1927) 14.95



8785TR Tail Light Mounting Bracket Pickup and Ton Truck (1925-1927) 75.00





CHAFFIN'S GARAGE, INC.
 518 N. Spring St. Lake Elsinore, CA 92530
 (951) 226-7331

SPRING SHACKLES

ORIGINAL EARLY MAE WEST AND FIGURE 8 SHACKLE SETS



Mae West Shackles 3813/40

Authentic Reproduction of the early style (1909-1912) Ford spring shackle. Sets include two front and two rear spring shackles with castle nuts. The set does not include bushings or oilers which can be purchased separately.

3813/40	Mae West Shackle Set (1909-1912)	259.95
3813	Mae West Shackle Set Fronts (1909-1912)	134.95
3840	Mae West Shackle set Rears (1909-1912)	134.95



Figure 8 Shackles 3813/40A

Authentic Reproduction of the early style (1913-1917) Ford spring shackle. Sets include two front and two rear spring shackles with castle nuts. The set does not include bushings or oilers which can be purchased separately.

3813/40A	Figure 8 Shackle Set (1913-1917)	259.95
3813A	Figure 8 Shackle Set Fronts (1913-1917)	134.95
3840A	Figure 8 Shackle Set Rears (1913-1917)	134.95



3817	Brass Twist Oiler Plain (1909-1917)	17.95
-------------	-------------------------------------	-------

LATE L STYLE SHACKLE SETS



L Style Shackles 3813/3840ALD

Although not an authentic reproduction of the Ford L style spring shackle, it is similar in appearance. Sets are sold as front and rear sets and do include bushings. The sets can be purchased drilled for oilers or not drilled.

3813ALD	Front Shackle and Bushing Set L Style (1917-1919) *Drilled For Oilers	49.95
3813AL	Front Shackle and Bushing Set L Style (1917-1919) Not Drilled	44.95
3840ALD	Rear Shackle and Bush Set L Style (1917-1919) *Drilled For Oilers	49.95
3840AL	Rear Shackle and Bushing Set L Style (1917-1919) Not Drilled	44.95

LATE U STYLE SPRING SHACKLE SETS



U Style Shackles 3813B / 3840B

Authentic reproduction of the Ford U style spring shackle used on the later production cars. Both front and rear sets include bushings.

3813B	Front Shackle and Bushing Set U Style (1922-1927)	134.95
3840B	Rear Shackle and Bushing Set U Style (1922-1927)	134.95



CHAFFIN'S GARAGE, INC.
 518 N. Spring St. Lake Elsinore, CA 92530
 (951) 226-7331

SPRING AND SUSPENSION

3800	Front Tapered Leaf Spring 7 Leaf (1909-1919)	245.00		3818/19B	Front Spring Perch Set (1 Pair) (1919-1927)	99.95
3800A	Front Spring / 7 Leaf (1919-1925)	235.00	Front Spring Perch Right (1919-1927)	3818B	Front Spring Perch Right (1919-1927)	55.00
3800B	Front Spring / 8 Leaf (1926-1927)	249.95	Front Spring Perch Left (1919-1927)	3819B	Front Spring Perch Left (1919-1927)	55.00
3811E	Front Spring Bolt and Nut 2 1/2" Length. 7-8 Leaf (1909-1925)	6.00	Front Spring Perch Knockout Tool	3818T	Front Spring Perch Knockout Tool	6.00
3811 NOS	Front Spring Bolt and Nut 2 1/4" Length. 7 Leaf (1909-1925)	6.00	Front Spring and Perch Bushing Brass	3820E	Front Spring and Perch Bushing Brass	5.95
3811A	Front Spring Bolt and Nut Modern 5 1/2" Length (1909-1925)	2.00	Front Spring and Perch Bushing Steel	3820	Front Spring and Perch Bushing Steel	0.60
3811C	Front Spring Bolt and Nut Modern 2 1/2" Length. 8 Leaf (1909-1925)	1.25	Spring and Spring Perch Bushing Driver. Front and Rear	3820/44D	Spring and Spring Perch Bushing Driver. Front and Rear	29.95
3811C NOS	Front Spring Tie Bolt and Nut 2 1/2" Length. 8 Leaf (1926-1927)	6.00	Front Spring Perch Castle Nut 5/8-18 (1909-1919)	3821	Front Spring Perch Castle Nut 5/8-18 (1909-1919)	1.50
			Front Spring Perch Castle Nut 5/8-18 (1919-1927)	3821B	Front Spring Perch Castle Nut 5/8-18 (1919-1927)	5.95



CHAFFIN'S GARAGE, INC.
 518 N. Spring St. Lake Elsinore, CA 92530
 (951) 226-7331

SPRING AND SUSPENSION

3823	Front Spring Pad (Rubber)	1.35	3846	Lift Up Oiler (5/16)	2.00
3823L	Front Spring Pad (Leather)	4.95	3846S	Lift Up Oiler Set (5/16) (10 Pieces)	19.95
3837E	Rear Spring Bolt Correct Style with Tall Head (1909-1922)	6.00	3847B	Front Spring Clamp Set (1916-1927)	15.95
3838	Rear Spring Tie Bolt and Nut 8 Leaf (1922-1927)	2.50	3848B	Rear Spring Clamp Set (1916-1927)	6.95
3838C	Rear Spring Tie Bolt and Nut 9 Leaf (1926-1927)	2.50			
3842	Rear Spring Pad (Rubber)	1.65			
3842L	Rear Spring Pad (Leather)	6.95			
3844	Rear Spring and Perch Bushing Steel	0.75			
3844E	Rear Spring and Perch Bushing Brass	7.95	AER937	Teflon Lube For Lubrication of Spring Leaves	9.95
3845	Rear Spring Perch Castle Nut 11/16-16	3.95			



CHAFFIN'S GARAGE, INC.
 518 N. Spring St. Lake Elsinore, CA 92530
 (951) 226-7331

STARTING CRANK

3900B	Crank Holder Leather with Brass Buckle	26.95	3905SN	Crank Ratchet Pin Accessory Snap-On	8.95
3900C	Crank Holder Leather with Nickel Buckle	27.95	3906	Crank Ratchet (1909-1927)	24.95
3901A	Crank Handle and Shaft Black Delrin (1909-1910) Authentic Reproduction	41.95	3908	Crank Return Spring	1.00
3901B	Crank Handle and Shaft Aluminum (1911-1915) Authentic Reproduction	41.95	3909	Crank Handle Spring	.85
3901C	Crank Handle and Shaft Steel (1915-1922)	34.95			
3901S	Crank Handle Shaft Steel for 3901B (1911-1914)	14.95			
3903	Crank Sleeve (For Oil Pan)	2.50			
3903D	Crank Sleeve Driver	29.95			
3905	Crank Ratchet Pin	.95			




CHAFFIN'S GARAGE, INC.
 518 N. Spring St. Lake Elsinore, CA 92530
 (951) 226-7331

RADIATOR



3925WP	Brass Radiator Round Tube (1909) First 2500 Cars With Water Pump	SPC ORDER	3925D	Low Black Radiator Flat Tube (1916-1923) Core Height 17 Inches	1,199.95
3925	Brass Radiator Flat Tube (1909-1910)	1,849.95	3925E	High Black Radiator Flat Tube (1923-1927) Core Height 18-3/8 Inches	1275.95
3925A	Brass Radiator Flat Tube (1911-1912)	1,849.95	*Note: Round Tube Core Are Special Order.		
3925B	Brass Radiator Flat Tube (1913-1914) (With Gas Lamp Tube)	1,849.95			
3925C	Brass Radiator Flat Tube (1915-1916) (With Light Wire Tube)	1,849.95			

3925GLT	Gas Lamp Tube for Brass Radiator		39.95
----------------	-------------------------------------	---	-------

3925ELT	Headlight Wire Tube For Brass Radiator		4.00
----------------	---	---	------



CHAFFIN'S GARAGE, INC.
 518 N. Spring St. Lake Elsinore, CA 92530
 (951) 226-7331

RADIATOR PARTS AND ACCESSORIES



39203DB Ford Script
Cast Brass 46.95

39203DC Ford Script
Cast Brass, Chrome Plated 59.95



3920BS Ford Script
Die Cut Brass 15.95

3920CS Ford Script
Die Cut Chrome 19.95



3926 Radiator Cap
Cast Brass Hi Fin
(1909-1912) 19.95



3926A Radiator Cap Aluminum
(1916-1927) 12.95



3926B Radiator Cap Brass
(1913-1916) 20.95



3926C Radiator Cap Chrome
(1916-1927) 24.95



3926D Dog Bone Brass
Drilled for Moto-Meter 29.95

3926E Dog Bone Chrome
Drilled for Moto-Meter 29.95



3926F Gull Wings Brass
Drilled for Moto-Meter 29.95

3926G Gull Wings Chrome
Drilled for Moto-Meter 29.95



3926GWB Gull Wings Brass
Drilled for Moto-Meter 31.95

3926GWC Gull Wings Chrome
Drilled for Moto-Meter 31.95

















3926BWHC Deluxe Wings and Hex Cap
Brass (2 Pieces)
Drilled for Moto-Meter 39.95

3926CWHC Deluxe Wings and Hex Cap
Chrome (2 Pieces)
Drilled for Moto-Meter 39.95



CHAFFIN'S GARAGE, INC.
 518 N. Spring St. Lake Elsinore, CA 92530
 (951) 226-7331

RADIATOR PARTS AND ACCESSORIES

	 3926HBD Hex Radiator Cap Brass 15.95	 3900DWP Deluxe Water Pump 369.95 Includes Thermostat / Hose
	3926HCD Hex Radiator Cap Chrome 16.95	 3900DWPT Thermostat (180 Degree) 12.95
3926BM Moto-Meter with Brass Wreath and "BOYCE" Face 124.95		 3900GP Water Pump Packing 2.95 3/16 Graphite. Sold by The Foot.
3926CM Moto-Meter with Chrome Wreath and "BOYCE" Face 124.95		 M300 Water Pump Grease 3.95
3926FBM Moto-Meter with Brass Wreath and "FORD" Face 124.95		 3900P Water Pump Pulley 19.95 Drilled For 1/2 Inch Shaft
3926FCM Moto-Meter with Chrome Wreath and "FORD" Face 124.95		 3928S Radiator Mounting Pad Set 4.95 Leather (1909-1919)
3927 Radiator Cap Gasket 0.50		 3929S Radiator Mounting Set 25.95 (1909-1919)
3927T Radiator Cap Gasket Neoprene 2.95		 3929N Radiator Stud Nut 3.95 Brass (1909-1915) (2 Required)
3900WP Water Pump 189.95		



CHAFFIN'S GARAGE, INC.
 518 N. Spring St. Lake Elsinore, CA 92530
 (951) 226-7331



RADIATOR PARTS AND ACCESSORIES

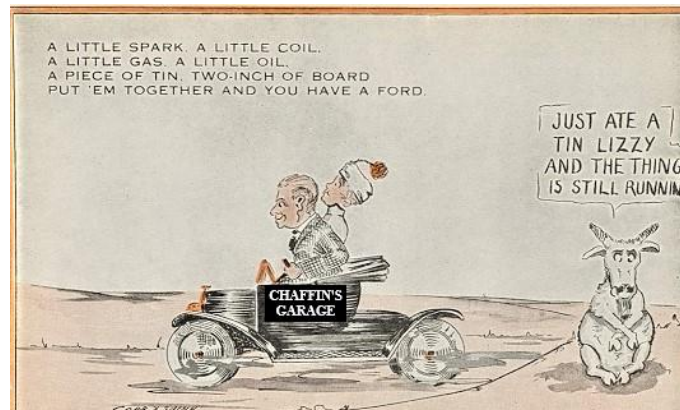
3929AS	Radiator Mounting Set (1920-1925)	19.95		3940	Radiator Drain Cock Brass Original Type	23.95	
3929BS	Radiator Mounting Set (1926-1927)	19.95		3940RE	Radiator Drain Cock Brass Replacement Type	9.95	
3930	Radiator Mounting Spring (1909-1927)	0.95		3947MB	Radiator Shell Mounting Kit (1923-1927)	0.95	
3932	Radiator Support Rod 20-3/4 Inch (1909-1922)	21.95		3944S	Radiator Hose Set	19.95	
3932A	Radiator Support Rod 23 Inch (1911-1912) Torpedo	22.95		3945S	Radiator Hose Clamp Set	17.95	
3932B	Radiator Support Rod 20-3/4 Inch (1922-1925)	19.95		3975	Radiator Stud Thimble Upper (1919-1927)	1.95	
3932D	Radiator Support Rod, 19-3/4 Inch (1926-1927)	19.95		3976	Radiator Stud Thimble Lower (1919-1927)	1.95	
3939	Water Pipe Steel	9.95		3977E	Radiator Apron (1916-1922)	55.00	
3939B	Water Pipe Brass	29.95		3977	Radiator Apron (1923-1925)	39.95	
3939WP	Water Pipe Steel For Water Pump Only	9.95		3977C	Radiator Apron (1926-1927)	44.95	
3939BWP	Water Pipe Brass For Water Pump Only	29.95		3977D	Radiator Apron Trim Strip Chrome (1926-1927)	19.95	



CHAFFIN'S GARAGE, INC.
 518 N. Spring St. Lake Elsinore, CA 92530
 (951) 226-7331

RADIATOR PARTS AND ACCESSORIES

4002		Radiator Shell Hood Retainer	5.95	4007B		Radiator Filler Neck Brass (1913-1916)	54.95
4003		Radiator Inlet connection Top (1909-1916)	74.95	4007C		Radiator Filler Neck Chrome (1916-1927)	74.95
4003A		Radiator Inlet Connection, Top (1916-1922)	74.95	4007N		Radiator Filler Neck Nickel (1916-1927)	74.95
4003B		Radiator Inlet Connection Top (1923-1927)	74.95	TFS-1		T Flag Holder Set (Aluminum) Under Moto-Meter Mount	18.95
4004		Radiator Outlet Connection Bottom (1909-1927)	74.95	TFS-2	T Flag Holder Set (Brass) Radiator Neck Mount	35.95	
4007A		Radiator Filler Neck Brass (1911-1912) No Rivet Holes	54.95	TFS-3	T Flag Holder Set (Chrome) Radiator Neck Mount	35.95	





CHAFFIN'S GARAGE, INC.
 518 N. Spring St. Lake Elsinore, CA 92530
 (951) 226-7331

FAN ASSEMBLY AND PARTS

3004E	Water Outlet and Fan Pulley Assembly (1926-1927)	104.95		3963-ADJ	Crankshaft Pulley No Flange Aluminum (1909-1919)	51.95	
3961	Fan Blade Set With Rivets (1909-1920)	39.95		3963A-ADJ	Crankshaft Pulley 3-1/4 Inch Flange Aluminum (1909-1919)	55.95	
3961R	Fan Blade Rivet Set, Steel (18 Pieces)	2.00		3963B-ADJ	Crankshaft Pulley 3-3/4 Inch Flange Aluminum (1920-1927)	57.95	
3961C	Fan Blade (1920-1927)	12.95		3966	Fan Shaft (1909-1920)	21.95	
3962	Fan Pulley Brass with Sealed Bearings (1909-1919)	172.95		3966B	Fan Shaft (1920-1925)	21.95	
3962AS	Ball Bearing Conversion Kit Steel Hub Fan (1916-1919)	44.95		3966C	Fan Shaft (1926-1927)	22.95	
3962BS	Fan Pulley Aluminum with Sealed Bearings (1920-1927)	59.95		3967E	Fan Bracket (With Nipple) Brass (1909-1911)	39.95	
3967	Fan Bracket (No Nipple) Brass (1912-1916)	38.95		3967ES	Fan Bracket (With Nipple) Steel (1909-1911)	38.95	



CHAFFIN'S GARAGE, INC.
 518 N. Spring St. Lake Elsinore, CA 92530
 (951) 226-7331

FAN ASSEMBLY AND PARTS

3967 NOS	Fan Bracket (No Nipple) NOS Steel (1912-1916)	44.95	3980	Fan Pulley Plug (1920-1927)	0.65
3967S	Fan Bracket (No Nipple) Steel (1912-1916)	34.95	3981	Fan Blade Gasket (1920-1927)	0.35
3967B	Fan Bracket (1917-1925) Steel Used Original	18.95	3982	Fan Shaft Cup Washer (1920-1927)	0.95
3968	Fan Bracket Bolt (1909-1925)	3.50	3984MB	Fan Blade Screw and Washer Set (1920-1927)	1.00
3970	Fan Grease Cup Brass (1909-1919)	17.95	3987B	Fan Eccentric (1926-1927)	25.00
3973MB	Fan Adjusting Bolt and Nut (1911-1925)	1.15	3988	Fan Eccentric Plate (1926-1927)	5.00
3974A	Fan Bushing Set for Steel Hub Fan (1913-1920)	9.95			
3974B	Fan Bushing Set (1920-1927)	8.95			
3974/74BD	Fan Bushing Driver (1909-1927)	29.95			
3983	Fan Shaft Felt Seal (1920-1927)	0.50			



CHAFFIN'S GARAGE, INC.
 518 N. Spring St. Lake Elsinore, CA 92530
 (951) 226-7331

FAN BELTS

LEATHER FAN BELTS



SEAMLESS POLYESTER FAN BELTS




















3964L-23	Fan Belt 23 Inch (1909-1916)	29.95	3964E-23	Fan Belt 23 Inch (1909-1916)	N/A
3964L-26	Fan Belt 26 Inch (1917-1919)	29.95	3964E-26	Fan Belt 25 7/8 Inch (1917-1919)	N/A
3964L-27	Fan Belt 27 Inch (1920-1925)	29.95	3964E-27	Fan Belt 27 Inch (1920-1925)	N/A
3964L-28	Fan Belt 28 1/4 Inch	29.95	3964E-28	Fan Belt 28 3/4 Inch	N/A
3964L-30	Fan Belt 30 Inch	31.95	3964E-30	Fan Belt 30 Inch	N/A
3964L-31	Fan Belt 31 Inch *Also Fits 1909-1916 with Water Pump.	31.95	3964E-31	Fan Belt 31 Inch *Also Fits 1909-1916 with Water Pump.	N/A
3964L-32	Fan Belt 32 Inch (1926-1927) *Also Fits 1917-1925 with Water Pump.	31.95	3964E-32	Fan Belt 32 Inch *Also Fits 1917-1925 with Water Pump.	N/A
3964L-33	Fan Belt 33 1/8 Inch	31.95	3964E-33	Fan Belt 33-1/8 Inch	N/A
3964L-34	Fan Belt 33 3/4 Inch	31.95	3964E-34	Fan Belt 33-3/4 Inch	N/A
3964L-36	Fan Belt 36 Inch *Also Fits 1926-1927 with Water Pump.	31.95	3964E-36	Fan Belt 36 Inch *Also Fits 1926-1927 with Water Pump)	N/A





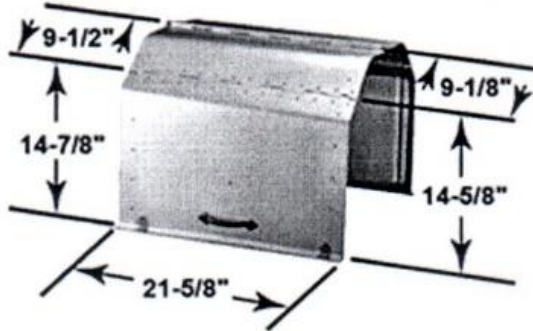
MUFFLER AND EXHAUST SYSTEM

4025E1		Muffler with Pressed Steel Mounting Brackets and 11-1/2 Inch Straight Tail Pipe (1909-1910) Original Style	225.00	4025CI-3		Muffler Shell Kit 3 bolt. Cast Iron Muffler (1909-1916)	38.95
4025E2		Muffler with Pressed steel Mounting Brackets and 8-1/2 Inch Curved Tail Pipe (1911-1913) Original Style	225.00	4025E-MB		Muffler Mounting Bolt Set (1909-1913)	4.00
4025E2-PIPE		Exhaust Pipe for 4025E2 Muffler (1911-Early 1914)	25.00	4025CI-MB		Muffler Mounting Bolt Set (1914-1921)	2.00
4025E3		Muffler with Cast Iron Mounting Brackets and 8-1/2 Inch Straight Tail Pipe (1914-1917)	N/A	4025MWS		Muffler Wrap Set (1909-1921)	24.95
4025A		Muffler. Cast Iron Ends	89.95	4030B		Muffler Bolt (3 Required for 1909-1916) (1 Required for 1917-1921)	2.00
4025B		Muffler. Pressed Steel Ends (1917-1921)	69.95	4032/33		Muffler Mounting Bracket Set (1909-1913)	28.95
4025DF		Muffler Deflector For 4025B. Cast Brass	31.95	4034		Muffler Pipe Clamp (1921-1927)	1.75
4025CI-1		Muffler Shell Kit 1 Bolt. Cast Iron Muffler (1917-1921)	38.95	4037C		Exhaust Pipe Replacement	25.95
				4025S-MB		Muffler Mounting Bolt Set (1921-1927)	1.00




CHAFFIN'S GARAGE, INC.
518 N. Spring St. Lake Elsinore, CA 92530
(951) 226-7331

HOOD MEASUREMENTS




1909-1916

Overall dimensions are the same for all years with the exception of the Torpedo Model (1910-1911) which is two inches longer lengthwise (23 5/8)




1917-1923

Often referred to as the "low hood".



1924-1925

Often referred to as the "high hood".



1926-1927

Often referred to as the "improved model high hood".



CHAFFIN'S GARAGE, INC.
 518 N. Spring St. Lake Elsinore, CA 92530
 (951) 226-7331

HOOD AND HARDWARE



4050 Hood Aluminum (1909-1912) (R#104) 425.00

4050A Hood Aluminum Torpedo (1910-1911) (R#106) 425.00

4050B Hood Aluminum (1913-1914) (R#108) 425.00

4050C Hood Louvered Aluminum (1915-1916) (R#110) 425.00

4050D Hood Louvered Steel (1915-1916) (R#111) 425.00

4050E Hood (Low) Louvered Steel (1916-1923) (R#112) 425.00

4050F Hood (High) Louvered Steel (1923-1925) (R#114) 425.00

4050G Hood, High, Louvered Steel (1926-1927) (R#116) 425.00



4002 Hood Retainer for Radiator Shell (1916-1927) 4.95



4052E Hood Hook and Spring Set Brass (1909-1910) 54.95

4052ES Hood Hook and Spring Set Steel (1909-1910) 54.95



4052 Hood Hook and Spring Set Brass (1911-1916) 49.95

4052S Hood Hook and Spring Set Steel (1911-1916) 21.95



4052B Hood Hook and Spring Set (1917-1927) 28.95



4053 Hood Hook Spring Set (1909-1916) 1.95



4053B Hood Hook Spring Set (1917-1927) 1.95



4054L Hood Corner Set Leather (1916-1927) 3.95



4054R Hood Corner Set Rubber (1916-1927) 3.95


















4056/57 Hood Shelf Set Hardwood (1909-1916) 46.95



CHAFFIN'S GARAGE, INC.
 518 N. Spring St. Lake Elsinore, CA 92530
 (951) 226-7331

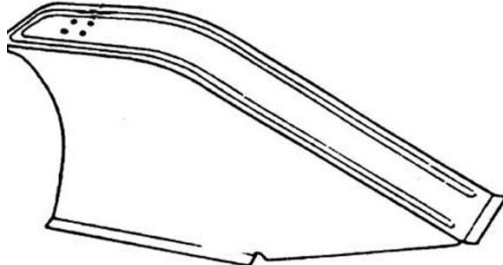
HOOD AND HARDWARE

4056/57T	Hood Shelf Set Hardwood Torpedo (1910-1911)	46.95	4060L	Leather Hood Pad Set (1909-1915)	23.95
					
4056/57B	Hood Shelf Set Steel (1916-1922)	N/A	4060LS	Leather Hood Hold Down Strap Set with Side Springs For Speedsters (1909-1927)	139.95
					
4056/57C	Hood Shelf Set Steel (1923-1925)	N/A	4060D	Radiator Shell Lacing Kit (1916-1927)	7.95
					
4056/57D	Hood Shelf Set Steel (1926-1927)	N/A	4060R	Rivet Pack (24 Pieces)	2.95
					
4058MB	Hood Shelf Mounting Bolt Set (1909-1925)	2.95	4060S	Cowl Lacing Kit with Rivets (1916-1927)	13.95
					
4058MB-2	Hood Shelf Mounting Bolt Set (1926-1927)	3.95	4061D	Hood Clasp (1921-1925)	4.95
					
4060	Hood Former Steel (1911-1914)	255.00	4073AS	Hood Shelf Wood Block Set (1916-1922)	15.95
					
			4073BS	Hood Shelf Wood Block Set (1923-1925)	19.95
					
			4073CS	Hood Shelf Wood Block Set (1926-1927)	19.95
					

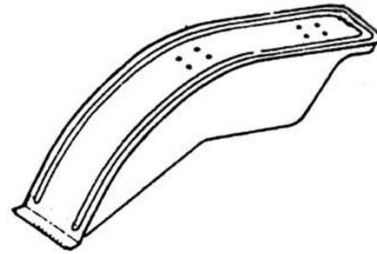


CHAFFIN'S GARAGE, INC.
 518 N. Spring St. Lake Elsinore, CA 92530
 (951) 226-7331

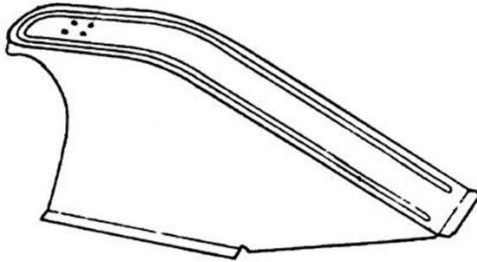
FENDERS



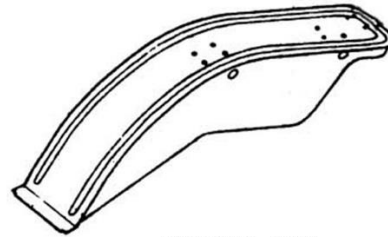
EARLY 1909
 #200 Right Front
 #201 Left Front



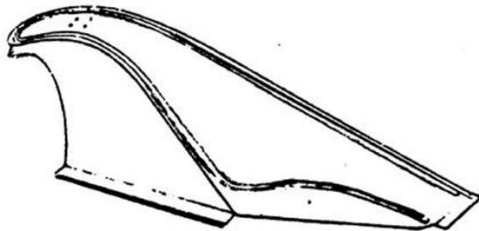
EARLY 1909
 #202 Right Rear
 #203 Left Rear



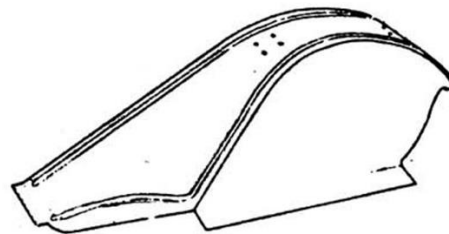
LATE 1909 - 1910
 #204 Right Front
 #205 Left Front




LATE 1909 - 1910
 #206 Right Rear
 #207 Left Rear



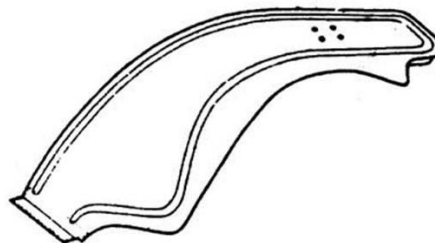
1910 - 1911 TORPEDO
 #208 Right Front
 #209 Left Front



1910 - 1911 TORPEDO
 #210 Right Front
 #211 Left Front



1911 - 1912 TOURING
 #212 Right Front
 #213 Left Front



1911 - 1912 TOURING
 #214 Right Front
 #215 Left Front

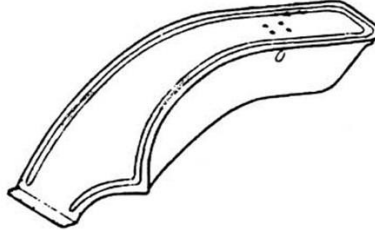


CHAFFIN'S GARAGE, INC.
518 N. Spring St. Lake Elsinore, CA 92530
(951) 226-7331

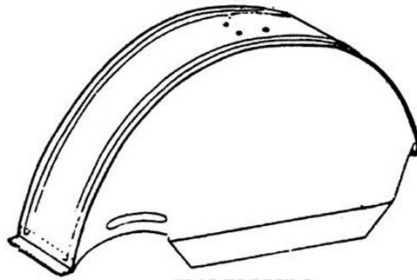
FENDERS



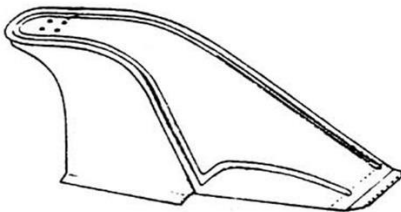
1912 DEPOT HACK
#216 Right Rear
#217 Left Rear



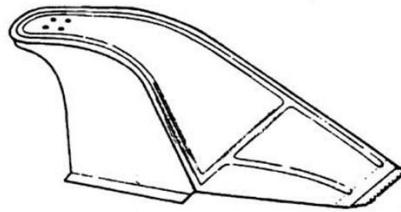
1912 ROADSTER
#218 Right Rear
#219 Left Rear



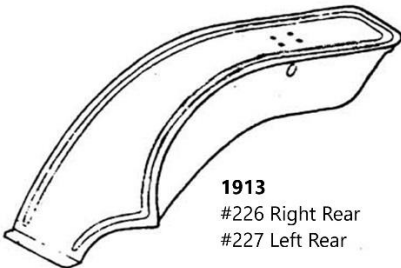
1912 TORPEDO
#220 Right Rear
#221 Left Rear




EARLY 1913
#222 Right Front
#223 Left Front



LATE 1913
#224 Right Front
#225 Left Front



1913
#226 Right Rear
#227 Left Rear

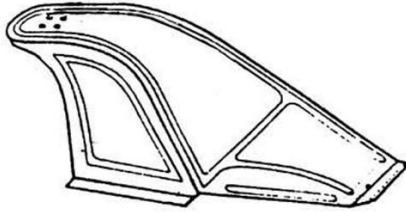


1913 DEPOT HACK
#228 Right Rear
#229 Left Rear

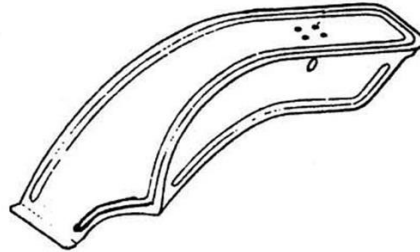


CHAFFIN'S GARAGE, INC.
518 N. Spring St. Lake Elsinore, CA 92530
(951) 226-7331

FENDERS



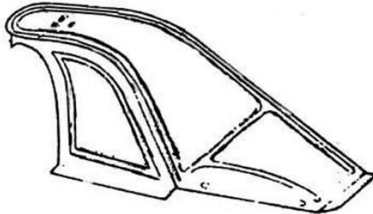
1914
#230 Right Front
#231 Left Front



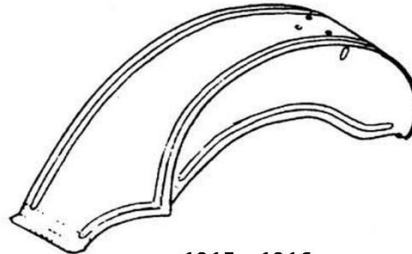
1914
#232 Right Rear
#233 Left Rear



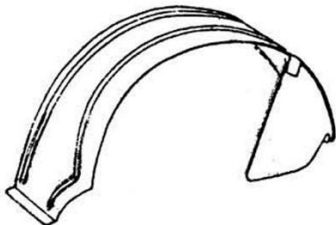
1914 DEPOT HACK
#234 Right Rear
#235 Left Rear




1915-1916
#236 Right Front
#237 Left Front



1915 - 1916
#238 Right Rear
#239 Left Rear



1915 - 1916 CENTER DOOR
#240 Right Rear
#241 Left Rear



1915 - 1916 DEPOT HACK
#242 Right Rear
#243 Left Rear



CHAFFIN'S GARAGE, INC.
 518 N. Spring St. Lake Elsinore, CA 92530
 (951) 226-7331

FENDERS

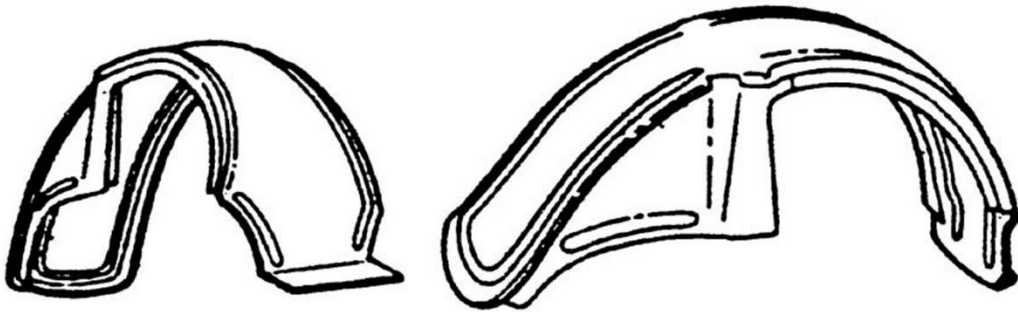
***NO FENDER BRACKETS INCLUDED**

<p>1917 - 1923 #244 Right Front #245 Left Front</p>	<p>1917 - 1923 #246 Right Rear #247 Left Rear</p>
<p>1917 - 1923 COMMERCIAL #248 Right Front #249 Left Front</p>	<p>1917 - 1923 DEPOT HACK #250 Right Rear #251 Left Rear</p>
<p>1924 - 1925 #252 Right Front #253 Left Front</p>	<p>1924 - 1925 COUPE #254 Right Rear #255 Left Rear</p>
<p>1924 - 1925 COMMERCIAL #256 Right Front #257 Left Front</p>	<p>1917 - 1925 TON TRUCK #258 Right Rear #259 Left Rear</p>



CHAFFIN'S GARAGE, INC.
518 N. Spring St. Lake Elsinore, CA 92530
(951) 226-7331

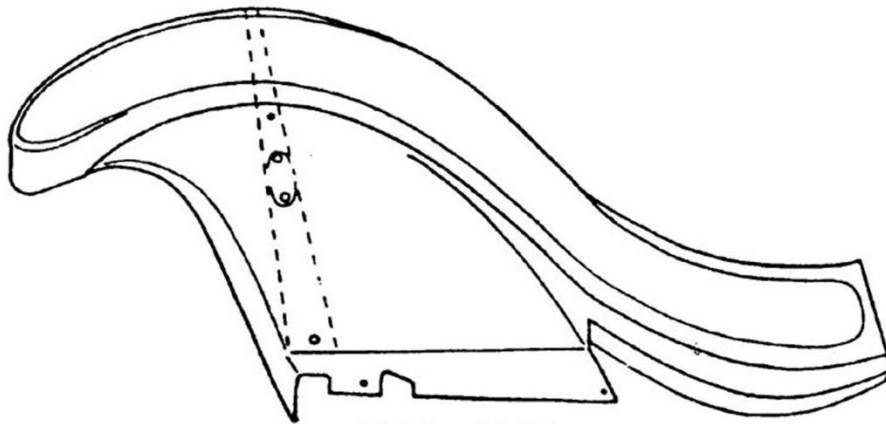
FENDERS



1925 SEDAN

#260 Right Rear

#261 Left Rear



1926 - 1927

#264 Right Front

#265 Left Front

1926 - 1927 fenders come with brackets installed. Mounting holes are not drilled. Headlight mounting holes are punched with a die stamped offset in the fender skirt. If you do not want the offset, please advise.



CHAFFIN'S GARAGE, INC.
 518 N. Spring St. Lake Elsinore, CA 92530
 (951) 226-7331

FENDERS


200	Early 1909 Right Front	340.00	219	1912 Roadster Left Rear	340.00
201	Early 1909 Left Front	340.00	220	1912 Torpedo Right Rear	395.00
202	Early 1909 Right Rear	340.00	221	1912 Torpedo Left Rear	395.00
203	Early 1909 Left Rear	340.00	222	Early 1913 Right Front	340.00
204	1909-1910 Right Front With Bill	340.00	223	Early 1913 Left Front	340.00
205	1909-1910 Left Front With Bill	340.00	224	1913 Right Front	340.00
206	1909-1910 Right Rear	340.00	225	1913 Left Front	340.00
207	1909-1910 Left Rear	340.00	226	1913 Right Rear	360.00
208	1910-1911 Torpedo Right Front With Bill	365.00	227	1913 Left Rear	360.00
209	1910-1911 Torpedo Left Front With Bill	365.00	228	1913 Depot Hack Right Rear	340.00
210	1910-1911 Torpedo Right Rear	365.00	229	1913 Depot Hack Left Rear	340.00
211	1910-1911 Torpedo Left Rear	365.00	230	1914 Right Front	340.00
212	1911-1912 Right Front With Bill	340.00	231	1914 Left Front	340.00
213	1911-1912 Left Front With Bill	340.00	232	1914 Right Rear	340.00
214	1911-1912 Touring Right Rear	340.00	233	1914 Left Rear	340.00
215	1911-1912 Touring Left Rear	340.00	234	1914 Depot Hack Right Rear	340.00
216	1912 Depot Hack Right Rear	340.00	235	1914 Depot Hack Left Rear	340.00
217	1912 Depot Hack Left Rear	340.00	236	1915-1916 Right Front With Bill	340.00
218	1912 Roadster Right Rear	340.00	237	1915-1916 Left Front With Bill	340.00
			238	1915-1916 Right Rear	340.00
			239	1915-1916 Left Rear	340.00
			240	1915-1916 Center Door Right Rear	390.00
			241	1915-1916 Center Door Left Rear	390.00



CHAFFIN'S GARAGE, INC.
 518 N. Spring St. Lake Elsinore, CA 92530
 (951) 226-7331

FENDERS


242	1915-1916 Depot Hack Right Rear	340.00	255	1924-1925 Coupe Left Rear	465.00
243	1915-1916 Depot Hack Left Rear	340.00	256	1924-1925 Commercial Right Front	495.00
244	1917-1923 Right Front	480.00	257	1924-1925 Commercial Left Front	495.00
245	1917-1923 Left Front	480.00	258	1917-1925 Ton Truck (TT) Right Rear	385.00
246	1917-1925 Right Rear	395.00	259	1917-1925 Ton Truck (TT) Left Rear	385.00
247	1917-1925 Left Rear	395.00	260	1925 Sedan Right Rear	535.00
248	1917-1923 Commercial Right Front	495.00	261	1925 Sedan Left Rear	535.00
249	1917-1923 Commercial Left Front	495.00	264	1926-1927 Right Front	555.00
250	1917-1925 Depot Hack Right Rear	395.00	265	1926-1927 Left Front	555.00
251	1917-1925 Depot Hack Left Rear	395.00	266	1926-1927 Right Rear	N/A
252	1924-1925 Right Front	495.00	267	1926-1927 Left Rear	N/A
253	1924-1925 Left Front	495.00	268	1926-1927 Roadster Pick-Up Right Rear	N/A
254	1924-1925 Coupe Right Rear	465.00	269	1926-1927 Roadster Pick- Up Left Rear	N/A





CHAFFIN'S GARAGE, INC.
 518 N. Spring St. Lake Elsinore, CA 92530
 (951) 226-7331

RUNNING BOARDS


















4812/13A	1909 (#352)	360.00
4812/13B	1910 (#354)	360.00
4812/13C	1910-11 Torpedo (#350)	270.00
4812/13D	1911-12 (#356)	360.00
4812/13E	1913-25 (#358)	360.00
4812/13F	1926-27 (#360)	360.00
4812/13TT	Ton Truck	325.00



CHAFFIN'S GARAGE, INC.
 518 N. Spring St. Lake Elsinore, CA 92530
 (951) 226-7331


FENDER AND RUNNING BOARD PARTS

4805	Rear Fender Bracket Coupe and Roadster (1926-1927)	54.95	4822S	Fender and Running Board Wood Block Set (1909-1915)	35.95
					
4806B	Fender I-Bolt and Nut	9.95			
4812AL	Step Plate Aluminum Ford Script	39.95	4822AS	Running Board Wood Block Set (1909-1925)	14.95
					
4812MB	Step Plate Mounting Screw Set (4) Stainless Steel	2.25	4822BS	Running Board Wood Block Set (1926-1927)	14.95
					
4812BR	Step Plate Brass Ford Script	74.95	4850S	Fender Anti-Rattle Bracket Set Brass (1909-1927)	24.95
					
4812BMB	Step Plate Mounting Screw Set (4) Brass	3.95	4850MB	Front Fender Bracket Mounting Bolt Set (1909-1925)	8.95
					
4813BS	Running Board Mounting Bolt Set (32 Pieces)	6.95	4858	Front Fender Bracket (1926-1927) Each	49.95
					
4816/17	Running Board Truss Rod Set (1909)	79.95			
					
4816/17A	Running Board Truss Rod Set (1910-1922)	79.95			
					



CHAFFIN'S GARAGE, INC.
 518 N. Spring St. Lake Elsinore, CA 92530
 (951) 226-7331

SPLASH APRONS



4814/15A	Early 1909 Roadster / Touring (#300)	159.95
4814/15B	1909-1910 Roadster / Touring (#302)	159.95
4814/15C	1910-1911 Torpedo (#304)	169.95
4814/15D	1911 Roadster / Touring with Bulge (#306)	395.00
4814/15E	1912-1914 Roadster / Touring (#308)	195.95
4814/15F	1915-1916 Roadster / Touring (#310)	195.95
4814/15G	1917-1925 Roadster / Touring (#312)	229.95
4814/15H	1917-1925 Depot Hack (#313)	229.95
4814/15J	1917-1923 Sedan (#314)	219.95
4814/15K	1924-Early 1925 Sedan (#315)	219.95
4814/15L	Late 1925 Sedan (#316)	219.95
4814/15M	1926-1927 Roadster / Touring (#318)	229.95



CHAFFIN'S GARAGE, INC.
 518 N. Spring St. Lake Elsinore, CA 92530
 (951) 226-7331

COIL BOX, COIL, AND IGNITION SWITCH

4257	Coil Box Switch and Key Jacobson-Brandow (1910-1911)	324.95		4600LS	Latch Set Brass (1909-1913)	19.95	
4258	Coil Box Switch Key Jacobson-Brandow (1910-1911)	39.95		4600ELS	Latch Set, Brass (1909-1913) Heinz	99.95	
4600	Wood Coil Box Heinz (Sloping Top)	184.95		4616/18	Coil Points, Heinz (1910-1913) (1 Pair)	39.95	
4600A	Wood Coil Box Kingston (Flat Top)	184.95		4636/37	Coil Points, Heinz (1914) (1 Pair)	28.95	
4600MSK	Coil Box Mounting Set Kingston	109.95		4638	Coil Box Switch and Key Heinz (1910-1913)	249.95	
4600MS	Coil Box Mounting Set (1909-1913)	39.95		4638E	Coil Box Switch and Key Heinz (1909-1910)	249.95	
4211S	Latch Set Brass Spring Clip Kingston	24.95		4639E	Switch Key Heinz (1909-191)	34.00	





















CHAFFIN'S GARAGE, INC.
 518 N. Spring St. Lake Elsinore, CA 92530
 (951) 226-7331

COIL BOX, COIL, AND IGNITION SWITCH

4639	Switch Key Heinz (1910-1913)	34.00	4705	Coil Box Switch Key Kingston (1910-1913)	31.95
					
			4705P	Patent Plate Kingston (1911-1913)	29.95
4678	Coil Box Switch and Key K.W. (1912-1913)	249.95			
			4728	Coil Box Switch and Plate Ford (1914-1915)	289.95
4679	Switch Key K.W. (1912-1913)	34.95			
			4730P	Switch Plate Ford (1913-1922)	12.95
4678P	Switch Plate K.W. (1912-1913)	15.95			
			5000W	Coil Box Wood Set (1914-1925)	24.95
4704	Coil Box Switch and Key Brass Kingston (1909)	279.95			
			5000WP	Coil Box Rebuild Kit Waterproof (1909-1925)	59.95
4219	Coil Box Switch Key Kingston (1909)	34.95			
			5000BWP	Coil Box Rebuild Kit Waterproof (1926-1927)	67.95
4704P	Kingston Patent Plate (1909-1910)	29.95			
			5000BW	Coil Box Wood Set (1926-1927)	34.95
4705	Coil Box Switch and Key Kingston (1910-1913)	289.95			



COIL BOX, COIL AND IGNITION SWITCH

5001E	 Coil Box Contact Set Copper (9 Pieces)	14.95	5005L	 Coil Box Screw and Nut Set (1919-1925)	29.95
5004	 Coil Box Lid (1915-1925)	29.95	5005S	 Coil Box Screw and Nut Set (1926-1927)	5.95
5004B	 Coil Box Lid (1926-1927)	29.95	5005W	 Coil Box Tube Washer Set	2.95
5004C	 Coil Box Lid Gasket (1926-1927)	2.95	5006	 Coil Box Switch Key Ford (1914-1922)	5.95
5005BNS	 Brass Knurled Nut Set 10-32 (10 Piece)	19.95	5007BW	 Coil Wood Brass Top	N/A
5005E1	 Porcelain Tube Set Glazed (1 Inch) (1904-1909)	21.95	5007W	 Coil Wood New (Pre-Adjusted)	149.95
5005E	 Porcelain Tube Set Glazed (1-1/4 Inch) (1909-1914)	29.95	5007N	 Coil Hardware Set (For One Coil)	3.95
5005	 Porcelain Tube Set (1 1/4 Inch) (1914-1925)	17.95	5007TF	 True Fire Ignition Coil Set	359.95
			5008B	 Coil Points K.W. (1 Pair)	12.95
			C47400P	 Coil Capacitor	3.95



CHAFFIN'S GARAGE, INC.
 518 N. Spring St. Lake Elsinore, CA 92530
 (951) 226-7331

IGNITION SWITCH

5012	Switch Tumbler and Key	28.95	5013B	Ignition Key (# 51-74)	8.95
5012C	Switch Contact Kit Clip Type (1919-1927)	34.95	5016E	Ammeter (20-0-20) Large Ford Script (1919-1925)	N/A
5012P	Switch Contact Kit Pin Type (1919-1927)	34.95	5016F	Ammeter (30-0-30A) Small No Ford Script (1926-1927)	19.95
5012-ASSY	Switch Assembly and Key Less Ammeter (1919-1925)	99.95	5017D	Adapter Plate (For 5016F) (1919-1925)	3.95
5012B-ASSY	Switch Assembly and Key Less Ammeter (1926-1927)	99.95			
5013	Ignition Switch Mounting	65.00			



CHAFFIN'S GARAGE, INC.
 518 N. Spring St. Lake Elsinore, CA 92530
 (951) 226-7331

WIRING

5027	Magneto Wire (1909-1919) Chocolate Brown	7.95	5032	Taillight Wire Support and Bushing Set	24.95
					
5029AS	Spark Plug Wire Set Orange with Black and Red Stripe (1909-1925)	26.95	5033C	Wire Clip Set (Pack of 7) Original Type	7.95
					
5029BS	Spark Plug Wire Set Black with Red Stripe (1926-1927)	24.95	5038	Ammeter to Switch Wire (1919-1927)	3.95
					
5029DIST	Distributor Spark Plug Wire Set	39.95	5039	Wiring Diagram (1919-1925)	7.95
					
5029HS	Spark Plug Wire Support Set for Distributor	11.95	5039B	Wiring Diagram (1926-1927)	7.95
					
5029T	Brass Terminal for Spark Plug Wire	1.95	5040B	Horn Wire Set (1919-1927)	12.95
					
5030	Commutator Wire Loom (1909-1919) 5 Wire	28.95	5041	Lighting Wire Loom (1919-1925)	42.95
					
5031	Commutator Wire Loom (19-1925) 7 Wire	49.95	5041E	Lighting Wire Loom (1926-1927)	59.95
5031B	Commutator Wire Loom (1926-1927) 4 Wire	18.95	5041S	Lighting Wire Loom (1918-1919) with Light and Horn Switch	42.95



CHAFFIN'S GARAGE, INC.
 518 N. Spring St. Lake Elsinore, CA 92530
 (951) 226-7331

WIRING



5042B Switch Wire Loom (1919-1927) 34.95


5043B Switch Wire Loom (1922-1925) Non Starter 25.95



5044E-ORIG Terminal Block (Thin) (6 Terminal) Wood Firewall 18.95



5044-ORIG Terminal Block (Thick) (6 Terminal) Metal Firewall 18.95



5044E Terminal Block (6 Terminal) Rubber Type 10.95

5045 Stop Light Wire Set (1919-1927) 15.95



5046 Battery to Switch Cable and Sleeve (29 Inches) 29.95

5047 Battery to Switch Cable and Sleeve (34 Inch) 29.95



5047CD Battery Cable Support Bracket and Bushing 4.95



5047-ORIG Battery Cable Support Bracket and Bushing Original Style 19.95



5047D Bushing (For 5047CD and 5047-ORIG) 1.30



5048DC Master Disconnect Switch 10.95



5049B Battery Ground Cable Standard (6 Inch) 12.95



5049C Battery Ground Cable (10 Inch) 17.95



5050 Battery to Switch Cable Sleeve 1.25



5051 Switch to Starter Cable and Sleeve 23.95



5053 Switch to Starter Cable Sleeve 3.95




CHAFFIN'S GARAGE, INC.
 518 N. Spring St. Lake Elsinore, CA 92530
 (951) 226-7331

WIRING




7MM	7MM Spark Plug Wire (Price per Foot)	1.95	14GA	14 Gauge Cloth Covered Wire (Price per Foot)	1.00
9MM	9MM Spark Plug Wire (Price per Foot)	1.95	12GA	12 Gauge Cloth Covered Wire (Price per Foot)	1.25





CHAFFIN'S GARAGE, INC.
518 N. Spring St. Lake Elsinore, CA 92530
(951) 226-7331




















STARTER AND GENERATOR





CHAFFIN'S GARAGE, INC.
 518 N. Spring St. Lake Elsinore, CA 92530
 (951) 226-7331



















STARTER AND PARTS

3266	 Starter Face Plate Screw (6 Required)	2.10	5021SL	 Bendix Sleeve	11.95
3380	 Bendix Drive Cover	10.95	5022	 Bendix Spring	10.95
3381	 Bendix Drive Cover Gasket	.65	5023	 Bendix Drive Gear	24.95
5014	 Starter Switch Extension Included	34.95	5023/25	 Bendix Drive Screw and Washer Set	4.95
5015	 Starter Switch Extension	5.25	5025S	 Bendix Drive Lock Washer Set	1.25
5018	 Bendix Assembly Complete	74.95	5056	 Starter Motor Gasket	1.95
5019	 Bendix Drive Head	8.95	5059S	 Bendix Drive Cover Screw Set (4)	2.95
5019 NOS	Bendix Drive Head	12.95	5062BS	 Starter Motor Mounting Screw Set	1.95
5020	 Bendix Drive Key	.50	5099	 Starter Motor (Rebuilt) Re-Buildable Exchange Required	399.95
5021PS	 Bendix Collar Pin and Spring Set	5.95	5099-12V	 Modern 12V Starter Gear Reduction Drive Hi Torque / Superior Performance	469.95



CHAFFIN'S GARAGE, INC.
 518 N. Spring St. Lake Elsinore, CA 92530
 (951) 226-7331


STARTER AND PARTS

5100	 Starter Armature Rebuilt (Exchange)	124.95	5110	 Starter Terminal Inner Insulator	.25
5101/46	 Starter Cover Band	10.95	5111	 Starter Terminal Bolt Brass	5.95
5104S	 Starter Brush Set	14.95	5112	 Starter Terminal Bolt Nut Steel	2.95
5105	 Starter Shaft Rear Bushing (Drive End)	7.95	5112B	 Starter Terminal Bolt Nut Brass	1.95
5105S	 Starter Shaft Seal (Neoprene)	8.95	5108	 Starter Brush Plate Insulator Set	15.00
5105/06D	 Starter Bushing Driver	29.95	5113	 Field Screw (4 Required)	3.95
5106	 Starter Shaft Front Bushing	4.95	5115	 Starter Brush Spring	7.95
5106B	 Starter Shaft Bearing and Spacer (Replaces 5106)	12.50	5108C	 Starter Brush Plate Assembly (Rebuilt)	59.95
5107	 Starter Field Assembly	64.95			
5109	 Starter Terminal Outer Insulator	3.00			



CHAFFIN'S GARAGE, INC.
 518 N. Spring St. Lake Elsinore, CA 92530
 (951) 226-7331

GENERATOR AND PARTS

3266	Generator Face Plate Screw (6 Required)	1.95		5119A-6V	Alternator with 6V Solid State Regulator	259.95	
5055D	Silicon Diode and Insulators Normal Polarity	10.95		5119A-12V	Alternator with 12V Solid State Regulator	259.95	
5055DC	Generator Cutout Solid State	59.95		5119R-6V	Alternator Regulator (6V)	45.00	
5055DR	Silicone Diode Reverse Polarity	10.95		5119R-12V	Alternator Regulator (12V)	45.00	
5057	Generator Gasket	.95		5119 BD12	Alternator Belt Drive (12V)	275.00	
5058 NOS	Generator Mounting Bolt Short (2 Required)	3.95		5119 BD6	Alternator Belt Drive (6V)	295.00	
5110	Generator Terminal Inner Insulator	0.25		5120	Generator Armature Re-Conditioned (Exchange)	129.95	
5113	Field Screw (4 Required)	2.95		5121	Generator Bearing (Small)	4.95	
5119	Generator Less Gear and Cutout (Rebuilt) Re-Buildable Exchange Required	365.00		5122	Generator Bearing (Large)	5.95	
				5123	Generator Terminal Bolt Brass	5.95	



CHAFFIN'S GARAGE, INC.
 518 N. Spring St. Lake Elsinore, CA 92530
 (951) 226-7331

GENERATOR AND PARTS

5125S	Generator Brush Set	14.95	5135	Generator Oiler	16.95
5127	Generator Brush Lock Nut Tool	11.95	5136	Generator Gear Pin	.30
5128	Felt Seal	.35	5137	Generator Gear	19.95
5131A	Generator Brush Holder	7.95	5137K	Generator Gear Key	0.50
5131B	Generator Third Brush Holder	6.95	5139	Generator Brush Spring	7.95
5132C	Generator Brush Holder Assembly (Rebuilt) Less Brush	59.95	5141B NOS	Generator Third Brush Holder Adjustment Screw and Nut	2.95
5132-I	Generator Brush Holder Insulator (Pair)	9.95	5143	Generator Field Coil	52.95
5133	Generator Terminal Outer Insulator	2.95	5144	Generator Brush to Terminal Wire	3.50
5134 NOS	Generator Terminal Nut	1.25	5101/46	Generator and Starter Cover Band	10.95



CHAFFIN'S GARAGE, INC.
 518 N. Spring St. Lake Elsinore, CA 92530
 (951) 226-7331

BATTERY CARRIER



5149

Battery Spacer Board

12.95



5152

Battery Clamp Set
(1919-1923)

6.95



5150

Battery Carrier
(1919-1927)


54.95



5152B

Battery Clamp Set
(1923-1927)


6.95





CHAFFIN'S GARAGE, INC.
 518 N. Spring St. Lake Elsinore, CA 92530
 (951) 226-7331

SPARK PLUGS



5201-14MM Autolite 14MM Spark Plug 4.95



5201A Motorcraft / Autolite F11 Spark Plug 8.95



5201B Champion A25 Spark Plug 19.95



5201X Champion X Brass Top Spark Plug 46.95




3001A 14MM Spark Plug Adaptor Set (4 Pieces) 24.95



5201BN Brass Knurled Nut, 8/32 For 5201A Spark Plug 3.95




















5201BM Brass Knurled Nut Metric For 5201B and 5201X Spark Plug 3.95





CHAFFIN'S GARAGE, INC.
 518 N. Spring St. Lake Elsinore, CA 92530
 (951) 226-7331




CARBURETOR CONTROL AND PARTS


2910		Gas Line Pack Nut 3.10	4130MB		Carburetor Mounting Bolt Set (1909-1927) 1.95
2913		Pack Nut Felt Seal .40	4131/32		Carburetor U-Joint and Sleeve (1926-1927) 16.95
4129E4		Carburetor Control Rod (1909-1910) 4 Hole Brass 41.95	4132		Carburetor U-Joint Spider (1926-1927) 1.95
4129E2		Carburetor Control Rod (1911-1912) 2 Hole Brass 41.95	4137H		Hot Air Stove and Pipe For Holley 4150 and 4500 Carburetors (1910-19) and (1914-1917) 75.00
4129E		Carburetor Control Rod (1913) Fluted Steel 41.95	4137K		Hot Air Stove and Pipe For Kingston 4100 5-Ball Carburetor (1909-1911) 74.95
4129A		Carburetor Control Rod (1914-1917) Flat Steel 28.95	4431		Choke Pull Wire, Brass 5.95
4129B		Carburetor Control Rod Steel (1917-1925) 19.95	4582-12		Carburetor Hot Air Pipe Cast Iron 74.95
4129C		Carburetor Control and Choke Rod (1926-1927) 29.95	4582		Carburetor Hot Air Pipe (1917-1927) 15.95
			4583		Priming Bell Crank 6.95



CHAFFIN'S GARAGE, INC.
 518 N. Spring St. Lake Elsinore, CA 92530
 (951) 226-7331

CARBURETOR CONTROL AND PARTS

					
4587B	Priming Choke Rod 17 11/16 Inch Length For Sedan (1919-1922)	9.95	4588E	Priming Choke Rod 17 1/8 Inch Length (1923-1925)	9.95
4588B	Priming Choke Rod 13 9/16 Inch Length For Coupe, Touring and Roadster (1919-1922)	9.95	4588F	Priming Choke Rod, 16 1/16 Inch Rod Length For Tudor and Fordor Sedan (1923-1925)	9.95
4588D	Priming Choke Rod 13 1/16 Inch Length For Touring and Roadster (1923-1925)	9.95	4591	 Choke Rod Sleeve (Use With 4129C)	3.95
4588E	Priming Choke Rod 17 1/8 Inch Length (1923-1925)	9.95			





CHAFFIN'S GARAGE, INC.
 518 N. Spring St. Lake Elsinore, CA 92530
 (951) 226-7331




















CARBURETOR PARTS

6154V	Carburetor Inlet Elbow With Shutoff Valve (Original Style)	28.95	6200L/L2	Model L and L2 Gasket Set (1912-1921)	2.95
					
			6127-GJ	Model L Float Valve Grose Jet (1915-1917)	36.95
6205F	Carburetor Air Filter Fits Holly NH, Holly G and All Kingston Carburetors	39.95			
			6127A-GJ	Model L2 Float Valve Grose Jet (1917)	36.95
					
KINGSTON MODEL L, L2 AND L4					
6100	Model L and L2 Data Plate (1909-1914)	3.95	6127B-GJ	Model L2 Float Valve Grose Jet (1918-1921)	36.95
					
6101A	Model L and L2 Cork Float Kit (1912-1921)	14.95	6150/69	Model L2 Drain Valve	19.95
					
6108	Model L and L2 Float Bowl Gasket (1912-1921)	1.25	6150	Model L4 Data Plate (1919-1926)	3.95
					
6111	Model L and L2 Float Bowl Nut	7.50	6156	Model L4 Bowl Gasket (1921-1926)	1.25
					
6112	Model L2 Mixing Chamber Nut Gasket (1917-1921)	.50	6157	Model L4 Mixing Chamber Nut Gasket 5/8 or 3/4 (1921-1926)	0.50
					
6161	Model L, L2 and L4 Spray Needle	29.95	6158	Model L Float Valve Gasket	.35
					



CHAFFIN'S GARAGE, INC.
 518 N. Spring St. Lake Elsinore, CA 92530
 (951) 226-7331

CARBURETOR PARTS





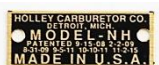













	6163 Model L4 Bowl Nut	7.95		4453A Model G Float Valve (1914-1921)	21.95
	6164 Model L, L2 and L4 Choke Spring (1915-1926)	1.75		4453A-GJ Model G Float Valve, Grose Jet (1914-1921)	19.95
	6165 Model L4 Spray Needle Nut	7.95		6061 Model G Venturi Aluminum (1914-1921)	34.95
	6168 Model L4 Throttle and Choke Plate	4.95		6044 Model G Mixing Chamber Gasket (For 3 Screw Top Plate) (1914-1921)	0.50
	6171C Model L4 Cork Stop	.50		6044B Model G Float Bowl Gasket (1914-1921)	1.25
	6175 Model L4 Float Valve (1921-1925)	18.95		6169B Model G Drain Needle (Order 6216)	8.95
	6175-GJ Model L4 Float Valve Grose Jet (1921-1925)	26.95		6076 Model G Choke Spring (1914-1921)	1.95
	6200L4 Model L4 Gasket Set (1921-1925)	2.95		4470 Model G Float Bowl Nut (1914-1921)	9.95
HOLLEY MODEL G				4471 Model G Spray Needle Nut	4.95
	4451A Model G Cork Float Kit (1914-1921)	18.95		6200G Model G Gasket Set (1914-1921)	2.95



CHAFFIN'S GARAGE, INC.
 518 N. Spring St. Lake Elsinore, CA 92530
 (951) 226-7331

CARBURETOR PARTS

HOLLEY MODEL NH

					
6200NH	Model NH Gasket Set	2.95	6206B	Model NH Throttle Lever and Shaft (1926-1927)	22.95
					
6200FD	Model NH Data Plate FORD (1920-1927)	2.50	6206C	Model NH Choke Lever, Shaft and Spring (1920-1925)	22.95
					
6200HD	Model NH Data Plate HOLLY (1920-1927)	2.50	6206D	Model NH Choke Lever, Shaft and Spring (1926-1927)	22.95
					
6201	Model NH Float (1920-1921)	18.95	6208	Model NH Spray Needle Lock Nut (1920-1925)	7.95
					
6202C	Model NH Float Bowl Center Drain (1923-1927)	7.95	6208B	Model NH Spray Needle Lock Nut (1926-1927)	6.95
					
6203	Model NH Float Bowl Gasket (1920-1927)	1.75	6209/22	Model NH Throttle and Choke Plate (1920-1927)	4.50
					
6205	Model NH Drain Valve and Bowl Nut Gasket (1920-1927)	0.50	6210	Model NH Float Lever Pin (1920-1927)	1.00
					
6206A	Model NH Throttle Lever and Shaft (1920-1925)	22.95	6211	Model NH Float Bowl Nut and Gasket (1920-1923)	13.95
					
					
			6212/20	Model NH Float Valve and Seat (1920-1927)	19.95
			6212/20-OR	Model NH Float Valve and Seat (1920-1927)	17.95



CHAFFIN'S GARAGE, INC.
 518 N. Spring St. Lake Elsinore, CA 92530
 (951) 226-7331




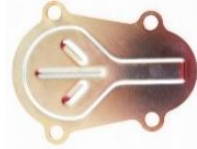

















CARBURETOR PARTS

	6212-GJ Model NH Float Valve Grose Jet (1920-1927)	21.95		6219 Model NH and Vaporizer Float Valve Gasket (1920-1927)	0.35
	6213 Model NH Spray Needle (1920-1925)	19.95		6223 Model NH Float Hinge Rivet	0.85
	6213 NOS Model NH Spray Needle (1920-1925)	24.95		6224 Model NH Throttle and Choke Plate Clip	1.25
	6213B Model NH Spray Needle Swivel and Sleeve (1926-1927)	24.95		6228 Model NH Float Hinge	7.95
	6214B Model NH Spray Nozzle (1920-1927)	11.95		6245 Model NH Data Plate Rivet Set (2)	0.95
	6216 Model NH Drain Needle (1921-1922)	12.95		6247 Model NH Welch Plug	1.25
	6216/21 Model NH Drain Valve and Plug (Center Drain Style) (1923-1927)	27.95	HOLLEY VAPORIZER		
	6216/21S Model NH Drain Valve and Plug (Solder In Style) (1920-1921)	15.95		6169B Vaporizer Drain Needle	6.95
	6216/21T Model NH Drain Valve and Plug (Threaded Style) and Plug (Threaded Style)	15.95		6200V Vaporizer Gasket Set	2.95
	6218 Model NH Choke Spring	1.95		6205 Vaporizer Drain Valve Gasket	.50
				6212/20 Vaporizer Float Valve and Seat (Original Style)	13.95
				62120-GJ Vaporizer Float Valve Gross Jet	20.00



CHAFFIN'S GARAGE, INC.
 518 N. Spring St. Lake Elsinore, CA 92530
 (951) 226-7331

CARBURETOR PARTS

	6212/20-OR Vaporizer Float Valve and Seat	14.95		6271-HEX Vaporizer Outlet Tube Hex Nut Brass	11.95
	6216/91 Vaporizer Drain Valve and And Plug	27.95		6273 Vaporizer Heating Plate	3.95
	6253 Carburetor to Intake Manifold Gasket	0.95		6276 Vaporizer Primary Air Tube	4.95
	6256 Vaporizer Choke Lever Assembly	16.95		6277 Vaporizer Heating Coil For Primary Air Tube	2.50
	6257 Vaporizer Choke Plate	1.95		6278 Vaporizer Adjusting Needle Nut	6.95
	6258 Vaporizer Choke Spring	1.95		6283 Vaporizer Adjusting Needle Seat	8.95
	6259 Vaporizer Throttle Arm Assembly	14.95		6285 Vaporizer Float Lever Pin (1920-1927) Order 6210	1.00
	6260 Vaporizer Throttle Plate	1.95		6286 Vaporizer Spray Nozzle (Order 6214B)	11.95
	6263S Vaporizer Air Shaft Assembly and Screw Set	4.95		6279 Vaporizer Spray Needle Swivel and Sleeve	29.95
	6269 Vapor Outlet Tube Brass	3.95		6289 Vaporizer Float Bowl (1926-1927) Order 6202C	10.95
	6271 Vaporizer Outlet Tube Nut	6.95			



CHAFFIN'S GARAGE, INC.
 518 N. Spring St. Lake Elsinore, CA 92530
 (951) 226-7331

CARBURETORS

HOLLEY MODEL NH CARBURETORS (NEW)



6200BN Holley NH Carburetor (1923-1925) N/A



6200CN Holley NH Carburetor (1926-1927) N/A

HOLLEY MODEL NH CABURETORS (REBUILT)

All rebuilt carburetors are sold on an exchange basis only. Your rebuildable core must be received and must be free of defects, prior to the shipment of your order. All cores deemed unacceptable will be returned to the customer at the customer's expense.

6200A Holley NH Carburetor (1920-1922) Exchange 300.00




6200B Holley NH Carburetor (1923-1925) Exchange 275.00



6200C Holley NH Carburetor (1926-1927) Exchange 275.00



HOLLEY CARBURETOR
 For Ford Cars and Trucks and Chevrolet Cars



For many years the Holley Carburetor has been used as standard equipment on Ford engines. It meets the demands of Ford engines perfectly and contributes in no small measure to that efficient and economical performance which characterizes the Universal car in every part of the world. It is simple in construction, and gives trouble-free service throughout the life of the car.

No. NH —Holley Carburetor for Fords	Each, \$6.76
In lots of 6	Each, 6.00
No. SC —Model 1924 Holley Carburetors for all model Chevrolet cars	Each, \$15.00
Lots of 6	Each, 13.34



CHAFFIN'S GARAGE, INC.
 518 N. Spring St. Lake Elsinore, CA 92530
 (951) 226-7331

HEADLAMPS AND SIDE LAMPS



E&J466 Headlamp Set
 E&J Model 466
 Brass (1909-1910)

949.95



E&JSL2 Side Lamp Set (2 Lamps)
 E&J Brass (1911-1913)

780.00



E&J666 Headlamp Set (2 Lamps)
 E&J Model 666
 Brass (1911-1913)

949.95



E&JTL2 Tail Lamp (1 Lamp)
 E&J Brass (1909-1913)

395.00

*****NOTE*****

Lamps do not come with burners. Burners Sold Separately.



E&JSL1 Side Lamp Set (2 Lamps)
 E&J with Flared Bezel
 Brass (1909-1910)

860.00



CHAFFIN'S GARAGE, INC.
 518 N. Spring St. Lake Elsinore, CA 92530
 (951) 226-7331


HEADLAMP PARTS


	GL-1 Headlamp Mirror 5 3/4 Inches	95.00		GL-11 Copper T Fitting (For Hose)	7.95
	GL-3 Mirror Wedge	13.95		GL-12 Brass Hose Clamp	5.95
	GL-4 Burner Base	39.95		GL-13 Set Screw, Square Head 5/16 X 3/4-18 John Brown, Victor and Corcoran	1.95
	GL-5 Universal Elbow	29.95		GL-14 Set Screw, Square Head, 3/8 X 3/4-16 E & J	1.95
	GL-6 E & J Elbow	29.95		HLD-1 Head Lamp Door E&J #656 and #666 8-1/16" ID	94.95
	GL-7 Standard Burner	N/A		HLD-2 Head Lamp Door Jon Brown #16 and #19 8-31/32" ID	94.95
	GL7 NOS Standard Burner NOS	54.95		HLD-3 Head Lamp Door Victor #2 and Corcoran 8-13/16" ID	94.95
	GL-9 Quartz-Halogen Headlamp Burner With Stainless Steel Base, 12V @ 5A Or 6V @ 2.5A	49.95		HLDN-1 Thumb Nut For E&J Door (1/4-20)	19.95
	GL-10 Red Rubber Hose (Price Per Foot)	9.95			



CHAFFIN'S GARAGE, INC.
 518 N. Spring St. Lake Elsinore, CA 92530
 (951) 226-7331

HEADLAMP PARTS













					
HLDN-2	Thumb Nut For Brown, Victor and Corcoran Door (12-24)	19.95	FLN-2	Finale Lock Nut For Side and Tail Lamps (12-24 Small)	4.95
					
HLG-2	Headlamp Glass E & J, Victor, Cochran 8-3/4"	26.95	HPF-1	Hinge Pin Final (8-32)	4.95
					
FLN-1	Finale Lock Nut For HLDN-1 (12-24 Large)	4.95	E&J Hinge	E&J Headlight Hinges	29.95





CHAFFIN'S GARAGE, INC.
 518 N. Spring St. Lake Elsinore, CA 92530
 (951) 226-7331

SIDE AND TAIL LAMP PARTS

					
SLF-1	Fount E&J	169.95	TLT-2	Chimney Top Jon Brown #115 Tail lamp	94.95
					
SLF-2	Fount, Jon Brown #100 #105, #110, #115 and Corcoran	169.95	6958X	E&J #8 Side lamp Top Brass (1915)	94.95
					
SLF-3	Fount, Victor	169.95	6959X	E&J #9 Tail lamp Top Brass (1915)	94.95
					
SLT-1	Chimney Top E&J Side Lamp Pat 1908	94.95	SLB-2	Burner Assembly John Brown, Victor and Corcoran Threaded Base Side & Tail Lamp (1909-1914)	149.95
					
SLT-2	Chimney Top Jon Brown #110 Side lamps	94.95	6956X	E&J Side Lamp Door Black Clear Lens	55.95
					
TLT-1	Chimney Top E&J Tail lamp Pat 1908	94.95	6956BX	E&J Side lamp Door Brass Clear Lens (1915)	139.95



CHAFFIN'S GARAGE, INC.
 518 N. Spring St. Lake Elsinore, CA 92530
 (951) 226-7331

SIDE AND TAIL LAMP PARTS

6956CX	E&J Side lamp Door Chrome Clear Lens	84.95	6957CR	E&J Tail Lamp Door, Chrome Red Lens	84.95
---------------	---	-------	---------------	--	-------



6957BR	E&J Tail Lamp Door Brass Red Lens	139.95	6957XR	E&J Tail Lamp Door Black Red Lens	55.95
---------------	--------------------------------------	--------	---------------	--------------------------------------	-------



6483BX	Side Lamp Lens Clear (3 11/16" Diameter)	9.95	6484ARX	Tail Lamp Lens, Red (3/ 11/16" Diameter)	9.95
---------------	---	------	----------------	---	------



6392X	Oil Lamp Wick 1/2" (1909-1914)	1.10	6393X	Side and Tail lamp Castle Nut Brass 3/8-24	3.95
--------------	-----------------------------------	------	--------------	---	------



6392XB	Oil Lamp Wick 3/8" (1915-1927)	1.10
---------------	-----------------------------------	------



CARBIDE GENERATOR PARTS

GL-15	E&J Generator Mounting Bracket	189.95
--------------	-----------------------------------	--------



CBG CAP-B	Carbide Generator Cap Brass (1913-1914)	23.95
------------------	--	-------



CBG CAP-A	Carbide Generator Cap Brass (1909-1912)	23.95
------------------	--	-------





CHAFFIN'S GARAGE, INC.
 518 N. Spring St. Lake Elsinore, CA 92530
 (951) 226-7331






ELECTRIC HEADLIGHT AND PARTS

6511BC	Headlamp Set. Black With Chrome Rims (1926-1927)	349.95		6572X	Headlamp Bulb (Dual Contact) 6V, 32-32 CP	2.95	
6511BN	Headlight Set. Black With Nickel Rims (1926-1927)	349.95		6572XA	Headlamp Bulb (Dual Contact) 6V, 50-32CP	2.95	
6572BX NOS	Magneto Bulb (Single Contact) 18-21 V 27 CP	9.95		6572XB	Headlamp Bulb (Dual Contact) 12V, 50-32CP	3.65	
6572BX	Magneto Bulb (Dual Contact) 24V 50 CP	4.25		6572-LED	Headlamp LED Kit 12V, 5 amp draw per light	59.95	
6572CX	Magneto Bulb (Single Contact) New 12V, 32CP Series Con.	4.25			6572-QH6	Quartz-Halogen Kit for 2 Headlights, 6V 55W	49.95
6572DX	Magneto Bulb (Dual Contact) New 12V, 50 CP Series Con.	4.25		6572-QH12	Quartz-Halogen Kit for 2 Headlights, 12V 55W	49.95	
6572EX	Magneto Bulb (Single Contact) New 28V, 32CP Parallel Con.	4.25			6574	Headlamp Bulb Socket (Single Contact)	14.95
6572FX	Magneto Bulb (Dual Contact) New 28V, 32CP Parallel Con.	4.25		6574X	Headlamp Bulb Socket (Dual Contact)	14.95	
					6574A	Tail light Socket (Dual Contact) Flange for Mounting in Tail Lamp	8.95



CHAFFIN'S GARAGE, INC.
 518 N. Spring St. Lake Elsinore, CA 92530
 (951) 226-7331




ELECTRIC HEADLIGHT AND PARTS

6575A	Headlamp Rim Black (1916-1927)	24.95		6578X	Headlamp Gasket Set (2)	3.95	
6575B	Headlamp Rim Brass (1915-1916)	46.95		6580/91X	Headlamp Focus Spring and Screw Set (4 Pieces)	3.95	
6575C	Headlamp Rim Chrome (1926-1927)	34.95		6586X	Headlamp Reflector Retaining Spring	3.95	
6575N	Headlamp Rim Nickel (1926-1927)	34.95		6589X	Magneto Headlight Switch, Dash Mount Authentic	39.95	
6576HXC	Headlamp Lens Clear (1915-1916) 8"	24.95		6590	Headlamp Reflector	39.95	
6576HX	Headlamp Lens Electric Ford H Style (1916-1927)	18.95		6592	Headlamp Plug and Thimble (Dual Contact)	9.95	
				6593	Headlamp Plug and Thimble (Single Contact)	9.95	
				6592X	Headlight Plug and Thimble (Dual Contact) With Elbow (1915-1916) Horizontal Pins	42.95	
				6592X2	Headlamp Plug And Thimble (Dual Contact) With Elbow (1917-1925) Vertical Pins	42.95	



CHAFFIN'S GARAGE, INC.
 518 N. Spring St. Lake Elsinore, CA 92530
 (951) 226-7331

ELECTRIC HEADLIGHT AND PARTS

6594	 Headlamp Wire Bushing Set (1916-1925) (2122X)	4.85	6501-PAD	 Headlamp Bar to Fender Pad Set (1926-1927)	2.95
1243	 Headlamp Rim Removal tool	39.95			

STOP LIGHT SWITCHES AND DASH LIGHT PARTS




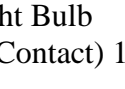





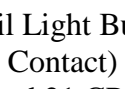





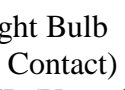


3158SX	 Stop Light Switch Original Type (1919-1927)	34.95	5761X	 Dash Light	31.95
3158AS	 Stop Light Switch Accessory Micro switch	16.95	5761JX	 Jeweled Dash Light Cover, Very popular accessory	37.95





CHAFFIN'S GARAGE, INC.
 518 N. Spring St. Lake Elsinore, CA 92530
 (951) 226-7331

ELECTRIC SIDE AND TAIL LIGHT PARTS


	6405CX Electric Tail Light Lens (Cup) (1924-1927)	9.95		6520X2 Tail Light/Dash Light Bulb (Single Contact) 12V 3CP	1.25
	6406BX Snap Ring (For Electric Tail Light) (1919-1925)	0.95		6520X3 Tail Light Bulb (Single Contact) 12V, 21CP	1.25
	6484DX Tail Light Lens, Clear (2-1/8" Diameter) (1915-1927)	9.95		6520X4 Stop/Tail Light Bulb (Double Contact) 6V, 3 and 21CP Even Pins	2.95
	6484DXR Tail Light Lens Red (2-1/8" Diameter) (1924-1927) Ford Truck	9.95		6520X4OP Stop/Tail Light Bulb (Double Contact) 6V, 3 and 21CP Offset Pins	2.95
	6484BRX Electric Tail Light Lens Red (1919-1923)	12.95		6520X6 Stop/Tail Light Bulb (Double Contact) 12V, 3 and 21 CP Even Pins	2.95
	6484CX Red Lens (Celluloid) (For 6405CX) (1924-1927)	1.25		6520X6OP Stop/Tail Light Bulb (Double Contact) 12V, 3 and 32 CP Offset Pins	2.95
	6520X Tail Light/Dash Light Bulb (Single Contact) 6V, 3CP	0.95		6520X7 Dash Light Bulb (Double Contact) 6V, 3CP (Use With 5761X)	2.00
	6520X1 Tail Light Bulb (Single Contact) 6V 21CP	1.25		6520X8 Dash Light Bulb (Double Contact) 12V, 4CP (Use with 57612X)	2.00
				6574A Tail and Stop Light Socket (Double Contact)	8.95
				6574B Light Socket (Dual Contact) General Purpose	4.50



CHAFFIN'S GARAGE, INC.
 518 N. Spring St. Lake Elsinore, CA 92530
 (951) 226-7331

ELECTRIC SIDE AND TAIL LIGHT PARTS





















6574C	Light Socket (Single Contact) General Purpose	3.50		8785R	Fender and Tail Light Bracket Right Side (1926-1927)	14.95	
7669X	Tail light Assembly (Single Contact)	44.95		8785PL	Backing Plate (For 8785L or 8785R)	7.95	
7669X2	Tail and Stop light Assembly (Dual Contact) Left Side (1919-1925)	49.95		8785TR	Tail Light Mounting Bracket (1925-1927) Pickup Truck	56.95	
7669X2R	Tail and Stop light Assembly (Dual Contact) Right Side (1919-1925)	49.95		8786CX	Tail Light Assembly With Bracket (1924-1927)	59.95	
8785L	Fender and Tail Light Bracket Left Side (1926-1927)	14.95					





CHAFFIN'S GARAGE, INC.
 518 N. Spring St. Lake Elsinore, CA 92530
 (951) 226-7331

HORN AND PARTS

6432A1	Reed Adaptor		7.95	6432AX1	Aermore Exhaust Whistle Brass		N/A
6432A2	Adapter, Reed Cover and Bulb Connection		11.95	6432AX2	Aermore Cutout Valve		N/A
6432R	Horn Reed		19.95	6432AX3	Aermore Kick Pedal Brass		59.95
6432FT	Brass Flex Tubing (Price Per Foot)		15.00	6432AX4	Aermore Kick Pedal And Cable Aluminum		29.95
6432MB	Mounting Bracket		16.95	6432EX1	Explosion Whistle and Valve		39.95
6432RBL	Rubber Bulb Large (4" Diameter)		N/A	6432EX2	Spark Plug Adapter (For 6432EX1)		29.95
6432RBS	Rubber Bulb, Small (3" Diameter)		24.95	6432W	Wolf Whistle and Valve		49.95
6432HS2	Horn Accessory Kit Complete (2' Length)		119.95	6437	Horn Bracket (1917-1925)		16.95
6432HS3	Horn Accessory Kit Complete (3' Length)		124.95	6437DX	Horn Bracket (1926-1927)		16.95
6432HS4	Horn Accessory Kit Complete (4' Length)		134.95	8028	Horn Button (1919-1925)		14.95
6432HS5	Horn Accessory Kit Complete (5' Length)		144.95	8028A	Horn Button (1926-1927)		14.95
				8028X	Horn Button Assembly (1919-1927)		37.95



CHAFFIN'S GARAGE, INC.
 518 N. Spring St. Lake Elsinore, CA 92530
 (951) 226-7331

BODY AND FRAME PARTS

2930/31	Rear Fender Bracket Set (1909-1910) Touring	449.95		3602E	Body Bracket to Wood Sill Carriage Bolt	0.95	
3720	Buggy Rail 1909-10 Touring	449.95		3651S	Firewall to Body Bracket Set (1909-1912)	29.95	
3600A	Body Block Set, Wood, Touring (1926-1927)	44.95		3680B	Robe Rail Brass (29" Hole to Hole)	119.95	
3600B	Body Block Set, Wood, Coupe and Roadster (1926-1927)	54.95		4532TR	Door Trim and Bezel Set (2 Doors) Will Fit Open Cars (1917-1927)	12.95	
3600C	Body Block Set, Wood, Tudor (1926-1927)	59.95		6000	Upholstery End Cap (1914-1921)	12.95	
3601CB	Rear Frame to Body Bracket Set Brass (1911-1913)	61.95		6001	Upholstery End Cap (1921-1927)	12.95	
3602CS	Rear Frame to Body Bracket Set Steel (1911-1913)	65.95		7982	Upholstery Tacks 1/4 Pound Bag (110) Tacks	9.95	
3602S	Body Mounting Nut and Bolt Set (1914-1925)	12.95		#51	Body Nails (Pack of 50)	2.95	
3602ES	Body Mounting Nut and Bolt Set (1909-1913)	13.95					



CHAFFIN'S GARAGE, INC.
 518 N. Spring St. Lake Elsinore, CA 92530
 (951) 226-7331

BODY AND DOOR SILL PLATES

- | | | | | | |
|---------------|--|--------|---------------|--|-------|
| 46480A | Body Sill Plate Set (2 Pieces)
Front (1909-1911) | 49.95 | 8304 | Door Sill Plate Set (2 Pieces)
(1921-1925) Center Door Sedan
(S-146CD) | 79.95 |
| |  | | |  | |
| 46481A | Body Sill Plate Set (2 Pieces)
Rear (1909-1911) | 79.95 | 5682F | Door Sill Plate Set (Front)
(2 Pieces). Aluminum
(1926-1927) Roadster and Touring (S-146SP) (20" Long) | 89.95 |
| |  | | |  | |
| 46480D | Body Sill Plate Set (2 Pieces)
Front (1912) | 74.95 | 5682FS | Door Sill Plate Set (Front)
(2 Pieces) Steel (1926-1927)
Roadster and Touring,
(18 1/2" Long) (S-146) | 89.95 |
| |  | | |  | |
| 46481D | Body Sill Plate Set (2 Pieces)
Rear (1912) | 79.95 | 8301 | Door Sill Plate Set (2 Pieces)
(1926-1927) Coupe and Tudor
(S-146C) (23 1/2" Long) | 69.95 |
| |  | | |  | |
| 8302 | Door Sill Plate Set (2 Pieces)
(1923-1925) Tudor | 69.95 | 5682R | Door Sill Plate Set (Rear)
(2 Pieces) Aluminum
(1926-1927) Touring
(21 1/2" Long) (S-146SPT) | 79.95 |
| |  | | |  | |
| 8303 | Door Sill Plate Set (4 Pieces)
Front and Rear Aluminum
(1926-1927) Fordor (S-146D)
(Front 23 3/4" Long. Rear
19 3/4" Long) | 149.95 | 5682RS | Door Sill Plate Set (Rear)
(2 Pieces) Steel
(1926-1927) Touring
(21 1/2" Long) (S-146SPR)
(Similar To 5682R) | 49.95 |
| |  | | |  | |



CHAFFIN'S GARAGE, INC.
 518 N. Spring St. Lake Elsinore, CA 92530
 (951) 226-7331

BODY AND DOOR SILL PLATES



5683S Sill Rocker Panel Set (Front) 49.95
 (2 Pieces) Steel
 (1926) Roadster and Touring
 (Part of Body Below 5682F)
 (S-146A)



5154C Rear Quarter Patch Panel 74.95
 (2 Pieces) Steel
 (1926-1927) Coupe



5297T Door Hinge Set 274.95
 Torpedo Roadster
 (1910-1911)



INTERIOR TRIM SCREW SETS

721	1917-1922 Roadster / Touring	6.95
722	1919-1922 Coupe	19.95
723	1917-1922 Center Door Sedan	16.95
351	1923-1925 Roadster / Touring	3.95
352	1923-1925 Coupe	17.95
354	1923-1925 Fordor Sedan	25.95
671	1926-1927 Roadster / Touring	2.95
672	1926-1927 Coupe	22.95
673	1926-1927 Tudor Sedan	7.95
674	1926-1927 Fordor Sedan	23.95





CHAFFIN'S GARAGE, INC.
 518 N. Spring St. Lake Elsinore, CA 92530
 (951) 226-7331






DOOR AND LATCH PARTS

TT3880	Window Pull Strap Set (2 Pieces) Leather Closed Car and Truck	39.95			5679/80B	Door Lock and Striker Set (1913) Touring	549.95
4532TR	Door Trim and Bezel Set (2 Doors) (1923-1927)	12.95			5680A	Door Lock and Striker (1914-1915) Roadster	184.95
5205X	Door Hinge Pin (1913-1925) Open Car	0.95			5679/80A	Door Lock and Striker Set (1914-1915) Touring	549.95
5205AX	Door Hinge Pin (1926-1927) Open or Closed Car	0.95			5679/80E	Door Lock and Handle Set (1909-1910) Touring	599.95
5679/80EX	Door Lock and Handle Set (1911-1912) Touring	599.95			5680ARX	Door Lock (1917-1920) Open Car Straight Arm Right Front and Left Rear	29.95
5680B	Door Lock and Striker (1913) Roadster	184.95			5679ARX	Door Lock (1917-1920) Open Car Straight Arm Left Front and Right Rear	29.95



CHAFFIN'S GARAGE, INC.
 518 N. Spring St. Lake Elsinore, CA 92530
 (951) 226-7331



DOOR AND LATCH PARTS

5680BX	 Door Lock (1921-1925) Open Car Bent Arm Right Front and Left Rear Also (1926-1927) Right Front and Right Rear	29.95	5679/80S	 Striker Plate for 5679FX and 5680FX	12.95
5679BX	 Door Lock Open Car (1921-1925) Open Car Bent Arm Left Front and Right Rear Also (1926-1927) Left Front and Left Rear	29.95	B702267	 Door Latch Spring 1" Diameter	3.95
5679BX	 Door Lock Open Car (1921-1925) Open Car Bent Arm Left Front and Right Rear Also (1926-1927) Left Front and Left Rear	29.95	C702267	 Door Latch Spring 1 1/4" Diameter	3.95
5679BX	 Door Lock Open Car (1921-1925) Open Car Bent Arm Left Front and Right Rear Also (1926-1927) Left Front and Left Rear	29.95	5679K	 Door Latch Brass Knob (1912)	6.95
5680FX	 Door Lock Coupe and Tudor (1926-1927) Coupe and Tudor Right Front and Left Rear	113.95	5680EX	 Door Handle Extension Open Car Brass	8.95
5680FX	 Door Lock Coupe and Tudor (1926-1927) Coupe and Tudor Right Front and Left Rear	113.95	5681B	 Striker Plate Open Car (1917-1925)	29.95
5679FX	 Door Lock (1926-1927) Coupe and Tudor Left Front and Right Rear	113.95	7023DL	 Door Lock and Key Closed Car	13.95
5679FX	 Door Lock (1926-1927) Coupe and Tudor Left Front and Right Rear	113.95	17261BX	 Door Knob, Inside Closed Car (1915-1927)	5.95
5679FX	 Door Lock (1926-1927) Coupe and Tudor Left Front and Right Rear	113.95	80055RK	 Door Lock Repair Kit (1926-1927) Closed Cars and Closed Cab Truck. Includes Springs and Rivets for Two Locks.	17.95



CHAFFIN'S GARAGE, INC.
 518 N. Spring St. Lake Elsinore, CA 92530
 (951) 226-7331

DOOR AND WINDOW PARTS

	162592 Door Check Strap Closed Car Rubber (7" Length)	4.95		8399R Glass Setting Rubber Rear Window (1919-1927) (Price per Foot)	9.95
	162592L Door Check Strap Leather with Hardware (1912-1922)	8.95		8399T Window Glass Rubber Cushion Top (1919-1925)	3.95
	162592EL Door Check Strap Leather with Hardware (1909-1911)	8.95		8399T2 Window Glass Rubber Cushion Top (1926-1927)	5.95
	17130BRX Door Handle Closed Car (1926-1927)	28.95		8399W Wiper Rubber For Door and Body Windows (Price per Foot)	.95
	42150B Footman Loop Black	3.95		45962 Lower Window Regulator Channel (1924-1927)	14.95
	42150BR Footman Loop Brass	4.95		17221BX Window Riser Handle (1923-1927)	12.95
	42150N Footman Loop Chrome	3.95		48105A Window Regulator (Right) Coupe and Tudor (1923-1927)	49.95
	8300 Door Garnish Molding For Top of Doors. (1 Pair) Tudor and Coupe (A842-A) (1926-1927)	129.95		48106A Window Regulator (Left) Coupe and Tudor (1923-1927)	49.95
	8320BX Door Lever Anti-Rattle Closed Car	1.95		8399 Window Glass Felt Channel (48" Length)	24.95
	8399C Mounting Clip for Felt Channel (Four Required per Window)	1.95		45503 Door Bumper 1926-27 Roadster and Touring (1 per Door Required)	8.95



CHAFFIN'S GARAGE, INC.
 518 N. Spring St. Lake Elsinore, CA 92530
 (951) 226-7331

DOOR AND WINDOW PARTS



48139AR Escutcheon Plate 3.95
 (For 17221BX)



48141 Lower Window Bumper 0.95
 Closed Cars (2 per Window)



702610NS Rubber Door Bumper Set 9.95
 Coupe and Tudor
 (1926-1027)

DECK LID AND TAIL GATE PARTS



9001/19 Tail Gate Hinge and Bolt Set 29.95
 (1926-1927)



9002 Metal Bed Strap Set 79.95
 Pickup (1926-1927)



9002MB Mounting Bolt Set For 9002 13.95



9004 Battery Cover Plate 49.95
 Pickup Bed (1926-1927)



9008/12 Tail Gate Chain and Hook Set 34.95
 Truck (1926-1927)



9011 Chain Hook Bracket Set 19.95
 (1926-1927)



9485EH Deck Lid Hinge Set 64.95
 Roadster (1913-1914)



9485EL Deck Lid Latch Set 124.95
 Roadster (1913-1914)



9485H Deck Lid Hinge Set 32.95
 Roadster (1916-1917)



9485L Deck Lid Lock 24.95
 (1916-1917)



9484X Deck Lid Key (Large) 7.95
 (1916-1927)

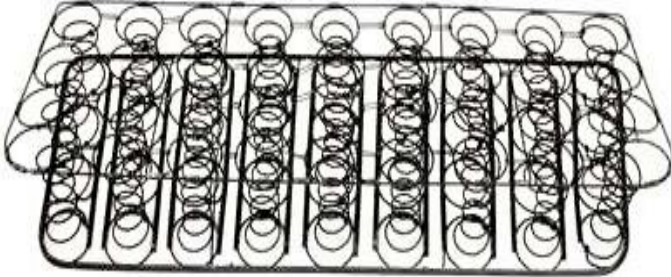


9484A Deck Lid Key (Small) 20.95
 (1915-1925)



CHAFFIN'S GARAGE, INC.
 518 N. Spring St. Lake Elsinore, CA 92530
 (951) 226-7331

SEAT SPRINGS



All seat springs are drop shipped direct from the factory. Shipping charges will be added to your order. Rear springs are for Touring cars only. Add \$10.00 per spring for special orders.

TOURING AND ROADSTER

TS-7023	1909-1910 Front Cushion	191.95
TS-7023-11	1911 Front Cushion	191.95
TS-7023-12	1912 Front Cushion	191.95
TS-7024	1909-1910 Rear Cushion	191.95
TS-7024-11	1911 Rear Cushion	191.95
TS-7024-12	1912 Rear Cushion	191.95
TS-7025	1913 Front Cushion	282.95
TS-7026	1913 Rear Cushion	304.95

Note: Early Backrests Are Padded Only.

TS-7027	1914-1915 Front Cushion	191.95
TS-7028	1914-1915 Front Backrest	99.95
TS-7029	1914-1915 Rear Cushion	204.95
TS-7030	1914-1915 Rear Backrest	91.95
TS-7031	1916-1921 Front Cushion	175.95
TS-7032	1916-1921 Front Backrest	166.95
TS-7033	1916-1921 Rear Cushion	204.95
TS-7034	1916-1921 Rear Backrest	135.95
TS-7035	1922-1925 Front Cushion	195.95
TS-7036	1922-1925 Front Backrest	115.95
TS-7037	1922-1925 Rear Cushion	189.95
TS-7038	1922-1925 Rear Backrest	155.95
TS-7039	1926-1927 Front Cushion	276.95
TS-7040	1926-1927 Front Backrest	135.95
TS-7041	1926-1927 Rear Cushion	173.95
TS-7042	1926-1927 Rear Backrest	178.95

COUPE

TS-7000	1915-1923 Cushion	245.95
TS-7001	1915-1923 Backrest	140.95
TS-7002	1924-1925 Cushion Drivers Side	118.95
TS-7003	1924-1925 Cushion Passenger Side	118.95
TS-7004	1924-1925 Backrest	209.95
TS-7005	1926-1927 Cushion	209.95
TS-7006	1926-1927 Backrest	209.95

CENTER DOOR

TS-7007	1915-1922 Front Cushion Drivers Side	172.95
TS-7008	1915-1922 Front Cushion Passenger Side	85.95

Note: Backrests Are Padded Only.

TS-7009	1915-1922 Rear Cushion	236.95
TS-7010	1915-1922 Rear Backrest	198.95

TUDOR

TS-7011	1923-1925 Front Cushion Drivers Side	233.95
TS-7012	1923-1925 Front Cushion Passenger Side	122.95
TS-7012A	1923-1925 Front Backrest Drivers Side	102.95

Note: Passenger Side Backrest Padded Only

TS-7013	1923-1925 Rear Cushion	231.95
TS-7014	1923-1925 Rear Backrest	206.95
TS-7015	1926-1927 Front Cushion Drivers Side	120.95
TS-7016	1926-1927 Front Cushion Passenger Side	120.95
TS-7017	1926-1927 Front Backrest Drivers Side	69.95
TS-7018	1926-1927 Rear Cushion	313.95
TS-7019	1926-1927 Rear Backrest	206.95



CHAFFIN'S GARAGE, INC.
 518 N. Spring St. Lake Elsinore, CA 92530
 (951) 226-7331

SEAT SPRINGS

FORDOR

TS-7043	Front Cushion (1923-1925) Drivers Side	120.95
TS-7044	Front Cushion (1923-1925) Passenger Side	120.95
TS-7045	Front Backrest (1923-1925)	159.95
TS-7046	Rear Cushion (1923-1925)	231.95
TS-7047	Rear Backrest (1923-1925)	178.95
TS-7048	Front Cushion (1926-1927) Drivers Side	120.95
TS-7049	Front Cushion (1926-1927) Passenger Side	120.95
TS-7050	Front Backrest (1926-1927)	159.95
TS-7051	Rear Cushion (1926-1927)	231.95
TS-7052	Rear Backrest (1926-1927)	178.95


TRUCK

TON TRUCK (TT) C-CAB

TS-7062	Cushion (1923-1924) Drivers Side	110.95
TS-7063	Cushion (1923-1924) Passenger Side	110.95
TS-7064	Backrest (1923-1924)	146.95

TON TRUCK (TT) CLOSED CAB

TS-7020	Cushion (1925-1927) Drivers Side	129.95
TS-7021	Cushion (1925-1927) Passenger Side	130.95
TS-7022	Backrest (1925-1927)	142.95





CHAFFIN'S GARAGE, INC.
 518 N. Spring St. Lake Elsinore, CA 92530
 (951) 226-7331


WINDSHIELDS



1909-14



1915-22



1923-25



1926-27

7820CD Brass Center Divider and Channel for 7820 and 7820A 95.00

7820F Windshield Steel (1926-1927) 359.95

Note: All Windshield Kits Include Filler Blocks and Caps

7820FL Windshield Steel Lower Half (1926-1927) 249.95

7820G Windshield Aluminum Coupe and Tudor (1926-1927) 325.00

7820 Windshield and Channel Brass (1909-1912) Speedster Top and Bottom 12-3/4" X 42-1/2" (555-09100) 599.95

7820A Windshield and Channel Brass (1909-1912) Touring and Roadster Top 12-3/4" X 42-1/2" Bottom: 14-3/4" X 42-1/2" (555-09300) 599.95



7820T Windshield and Channel Brass (1911-1912) Torpedo Top and Bottom 13-3/4" X 42-1/2" (555-09200) 349.95

7850 Windshield Channel Kit Brass (1909-1912) 259.95

7850A Windshield Channel Kit Brass (1913-1914) 259.95

7820B Windshield Steel (1913-1914) 299.95

7850B Windshield Channel Kit Brass (1915-1922) 259.95

7820C Windshield Steel (1915-1916) 299.95

7850C Windshield Channel Kit Brass (1923-1925) 229.95

7820D Windshield Steel (1917-1922) 299.95

Note: No channel was used in 1926-1927

7820E Windshield Steel (1923-1925) 299.95





CHAFFIN'S GARAGE, INC.
 518 N. Spring St. Lake Elsinore, CA 92530
 (951) 226-7331

WINDSHIELD PARTS

T817A	Sun Visor Frame Closed Cars (1926-1927)	139.95		7808	Windshield Wind Wing Bracket Set (1909-1927)	289.95	
7800S	Windshield Support Rod and Clamp Set Brass 52" Length (1909-1912)	139.95		7810E	Windshield Hinge Bolt Nut and Spring Set (1909-1913)	37.95	
7800SC	Windshield Rod Clamp Set	29.95		7810A	Windshield Hinge Bolt Nut and Spring Set (1914)	27.95	
7800MS	Windshield Support Rod and Clamp Set Brass For Mezger Automatic Windshield With cast Brass Ends 52" Length (1909-1910)	150.00		7810B	Windshield Hinge Bolt Nut and Spring Set (1915-1916)	27.95	
7800T	Torpedo Windshield Support Bracket Set (2)	99.95		7810C	Windshield Hinge Bolt Nut and Spring Set (1917-1922)	27.95	
7801	Windshield Wiper	28.95		7818/19	Windshield Hinge Set Brass (1909-1912)	75.00	
7801BL	Windshield Wiper Blade	5.95		7818A	Hinge Spring Set (2) Brass Plated. For Mezger Automatic Windshields	49.95	
7802	Windshield Wiper Clamp (Open Cars)	5.95		7818/19	Lower Windshield Mounting Screw and Lock Washer Brass 5/16-18 (1923-1925)	1.00	



CHAFFIN'S GARAGE, INC.
 518 N. Spring St. Lake Elsinore, CA 92530
 (951) 226-7331




















WINDSHIELD PARTS

7818/19BS	Windshield Hinge Mounting Screw and Washer Set (16 Pieces) 5/16-18 Brass (1909-1922)	5.95		7821E	Windshield Support Rod Set Steel (1914)	123.00	
7818N	Brass Nut for Windshield Hinge (1915-1916)	4.95		7821CL	Windshield Support Rod Clip Washer Set (1913-1914)	14.95	
7824B	Windshield Glass Clamp Brass	7.95		7831S	Windshield Curtain Hook Set (1914-1927)	2.00	
7824ARX	Windshield Glass Clamp (1915-1922)	7.95		7837/38X NOS	Windshield Stanchion Set Steel NOS (1923-1925)	195.00	
7824C	Windshield Glass Clamp (1923-1925)	7.95		7837/38X	Windshield Stanchion Set Steel (1923-1925)	239.95	
7824D	Windshield Glass Clamp (1926-1927)	7.95		7837/38	Windshield Stanchion Set Steel (1926-1927)	175.00	
7824S	Windshield Cap Screw Steel Flat Head 10-32x5/8	0.65		7837/38C	Windshield Stanchion Set Chrome (1926-1927)	250.00	
7824AS	Windshield Cap Screw Brass Flat Head 12-24x5/8	0.75		7839	Windshield Filler Block Set (1909-1916)	50.00	
7824BS	Windshield Cap Screw Brass Flat Head 1/4--20x5/8	0.85		7839A	Windshield Filler Block Set (1917-1922)	49.95	
7824BR	Windshield Cap Screw Brass Flat Head 10-32x3/4	0.65		7824-14	Windshield Divider Set Steel (1914)	160.00	



CHAFFIN'S GARAGE, INC.
 518 N. Spring St. Lake Elsinore, CA 92530
 (951) 226-7331













WINDSHIELD PARTS

7839B	Windshield Filler Block Set (1915-1922) (1923-1927)	49.95	7840-H	Windshield Divider (1923-1927)	3.35
					
7837	Windshield Post Rubber Open Car (15" Length) (1923-1925)	6.95	45463S	Windshield Slide Arm Set Chrome (1926-1927)	12.95
					
7837A	Windshield Post Rubber Open Car (36" Length) (1926-1927)	9.95	45475S	Slide Arm Pivot Nut and Bolt Set (1926-1927)	4.95
					
7840S	Windshield Gasket Set (1915-1922)	12.95	45477S	Slide Arm Washer Set Chrome (1926-1927)	7.95
					
7840AS	Windshield Gasket Set Open Car (1923-1925)	12.95	45479	Windshield Knob Closed Car 1/4-24 (1919-1925)	19.95
					
7840BS	Windshield Gasket Set (1926-1927)	12.95	35100	Windshield Wing Nut Chrome (1923-1927)	9.95
					
7840B	Windshield Gasket Coupe and Tudor (1926-1927)	7.95	37154S	Windshield Frame Cone Set Chrome (1923-1927)	16.95
					
7840C	Windshield Cushion Rubber Open Car (1915-1925) Fits Between Cowl and Lower Windshield Frame	5.95	37158S	Windshield Cone Stud and Nut Set (2) (1923-1927)	9.95
					
7840D	Windshield Lower Rubber Seal Open Car (1926-1927)	5.95	45482S	Slide Arm Lock Nut Set Chrome (1926-1927)	12.95
					
7840OH	Windshield Divider (1915-1922)	5.95	41045S	Curtain Rod Set Roadster (Requires One Set) Touring (Requires Two Sets)	24.95
					



CHAFFIN'S GARAGE, INC.
 518 N. Spring St. Lake Elsinore, CA 92530
 (951) 226-7331

MIRRORS AND PARTS

R7853B	Deluxe Brass Mirror with Rectangular Beveled Glass and Adjustable Arm	135.00		7853WWB	Wind Wing Mirror Brass	32.95	
7853B	Brass Mirror Round Open Car	77.95		7853WWS	Wind Wing Mirror Stainless Steel	32.95	
7853C	Chrome Mirror Round Open Car	77.95		7853M	Replacement Mirror for 7853HPL and 7853HPR	19.95	
7853HPR	Hinge Pin Mirror (1923-1927) Closed Car Right Middle or Left Upper Hinge)	41.00		7853X	Inside Rear View Mirror Open Car	39.95	
7853HPL	Hinge Pin Mirror (1923-1927) Closed Car Left Middle or Upper Right Hinge)	41.00		7853AX	Inside Rear View Mirror Closed Car	41.95	
				7854B	Inside Rear View Mirror Brass Open Car	26.95	
				7854S	Inside Rear View Mirror Stainless Steel Open Car	26.95	



CHAFFIN'S GARAGE, INC.
 518 N. Spring St. Lake Elsinore, CA 92530
 (951) 226-7331

TOP SOCKETS AND WOOD BOWS



1909-EARLY 1917 TOP SOCKETS

7939A	1909-1910 Roadster	615.00
7939B	1911-1912 Commercial Roadster	615.00
7939C	1911 Torpedo Roadster	615.00
7939D	1911 Rear Seat Roadster	615.00
7939E	1912 Torpedo Roadster	615.00
7939F	1912 Rear Seat Roadster	615.00
7939G	1913-1917 Roadster	615.00
7939H	1909-1910 Touring	750.00
7939I	1911-1912 Touring	680.00
7939J	1913-1914 Touring	680.00
7939K	1915-Early 1917 Touring	680.00

1909-EARLY 1917 WOOD BOWS

7940A	1909-1910 Roadster (Specify Width Desired)	350.00
7940B	1911-1912 Roadster (Specify Width Desired)	350.00
7940C	1911-1912 Torpedo Roadster (46" Length)	350.00
7940D	1913-Early 1917 Roadster (48" Length)	350.00
7940E	1909-1910 Touring (56" Length)	425.00
7940F	1911-1912 Touring (54" Length)	425.00
7940G	1913-Early 1917 Touring	425.00



1917-1927 TOP SOCKET / WOOD BOW SETS WITH CONTOURED CORNER STRIPS

7941A	1917-1922 Roadster	655.00
7941B	1923-1925 Roadster	655.00
7941C	1926-1927 Roadster	655.00
7941D	1917-1922 Touring	985.00
7941E	1923-1925 Touring	985.00
7941F	1926-1927 Touring	995.00

1917-1927 WOOD BOW SETS WITH STRAIGHT BOWS ONLY

7942A	1917-1922 Roadster	69.95
7942B	1923-1925 Roadster	69.95
7942C	1926-1927 Roadster	69.95
7942D	1917-1922 Touring	88.95
7942E	1923-1925 Touring	88.95
7942F	1926-1927 Touring	99.95

1917-1927 WOOD BOW SETS WITH STRAIGHT WOOD BOWS AND CONTOURED CORNER TACKING STRIPS

7943A	1917-1922 Roadster	197.00
7943B	1923-1925 Roadster	197.00
7943C	1926-1927 Roadster	197.00
7943D	1917-1922 Touring	237.00
7943E	1923-1925 Touring	237.00
7943F	1926-1927 Touring	297.00




CHAFFIN'S GARAGE, INC.
 518 N. Spring St. Lake Elsinore, CA 92530
 (951) 226-7331


TOP PARTS

3588  Top Clamp Bracket and Wing Screw Set (1923-1927) 52.00


3588S  Top Clamp Wing Screw 5.25

3800F  Top Socket to Body Bracket Arm Set Brass (Front) 44.95
 1909-1910 Touring

3800FS  Top Socket to Body Bracket Arm Set Steel (Front) 49.95
 1909-1910 Touring

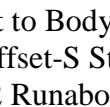
3801F  Top Socket to Body Bracket Arm Set Brass (Front) 44.95
 (1911-1912 Touring)

3801FS  Top Socket to Body Bracket Arm Set Steel (Front) 49.95
 1911-1912 Touring


3801R  Top Socket to Body Bracket Arm Set Brass (Rear) 44.95

3801RS  Top Socket to Body Bracket Arm Set Steel (Rear) 49.95
 1911-1912 Touring

3802F  Top Socket to Body Bracket Arm Set Offset-S Brass 44.95
 1911-1912 Runabout / Torpedo

3802FS  Top Socket to Body Bracket Arm Set Offset-S Steel 49.95
 1911-1912 Runabout / Torpedo

3827X  Top Hook Loop Set Bolts to Windshield Hinge 10.95
 1915-1922
















3858X  Top Saddle Arm Set 18.95
 Touring and Roadster
 1922-1927





CHAFFIN'S GARAGE, INC.
 518 N. Spring St. Lake Elsinore, CA 92530
 (951) 226-7331

TOP PARTS

3858XR	Top Saddle Arm Set Roadster (1911-1922)	26.95	3876PB	Top Saddle Pad and Strap Set with Brass Buckle (1913-1916)	29.95
					
3858XT	Top Saddle Arm Set Touring (1911-1922)	26.95	3876PC	Top Saddle Pad and Strap Set with Chrome Buckle (1916-1927)	29.95
					
3860	Top Pivot Bolt Set Roadster Short (1926-1927)	14.95	3876LPS	Top Socket Locking Pin and Strap Set	9.95
					
3861	Top Pivot Bolt Set Touring Long (1926-1927)	14.95	3924EX	Top Strap and Hook Set (Front) Brass Buckle and Hook (60" Length) (1909-1911)	65.00
					
3876	Top Saddle Set 1909-1912	24.95	3924BX	Top Strap and Hook Set (Front) Black Buckle and Hook (60" Length)	65.00
					
3876A	Top Saddle Set 1913-1921 (5/8" Hole)	24.95	3924AS	Figure 8 Eye Bracket Set Brass (For Use with 3924EX) Mounts To Fender Iron Mounting Bolt	24.95
					
3876B	Top Saddle Set 1922-1927 (1/2" Hole)	24.95	3924BS	Figure 8 Eye Bracket Set Brass (For Use with 3924EX) Mounts to Radiator Stud (1909-1911)	23.95
					
3876PA	Top Saddle Pad and Strap Set with Brass Buckle 1909-1912	29.95			
					



CHAFFIN'S GARAGE, INC.
 518 N. Spring St. Lake Elsinore, CA 92530
 (951) 226-7331











TOP PARTS

	3924RCX Rear Curtain Strap Set For Roll-Up Rear Curtain	24.95		3929RX Top Strap Set (Rear) Brass Buckle 1911-1922	39.95
	3924RX Top Strap and Hook Set (Front) Brass Buckle and Hook Original Type (1912-1922)	49.95		3929BRX Top Strap Set (Rear) Black Buckle 1911-1915	39.95
	3924RXA Top Strap and Hook Set (Front) Stainless Steel Buckle and Hook. Original Type (1912-1922)	39.95		3929ARX Top Strap Set (Rear) Nickel Buckle 1916-1922	39.95
	3924RXB Top Strap and Hook Set (Front) Black Buckle and Hook Original Type (1912-1922)	39.95		7831S Curtain Hook Set	2.00
	3924BRX Top Strap Set (Front) Brass Buckle and Hook (1912-1922)	43.95		41045S Curtain Rod Set Roadster (1 Set Required) Touring (2 Sets Required) (1926-1927)	24.95
	3924CRX Top Strap Set (Front) Nickel Buckle and Hook (1916-1922)	39.95		42150B Footman Loop Black	3.95
	3929ERX Top Strap Set (Rear) Brass Buckle (1909-1910)	39.95		42150BR Footman Loop Brass	4.95
				42150N Footman Loop Nickel	3.95
				37708B Top Prop Nut Formed Steel Black	18.95



CHAFFIN'S GARAGE, INC.
 518 N. Spring St. Lake Elsinore, CA 92530
 (951) 226-7331

TOP PARTS

					
37708S	Top Prop Nut Formed Steel Cadmium	10.95	MF-1	Murphey Fastener (Single) (1909-1912)	11.95
					
37708SS	Top Prop Nut Stainless Steel	9.95	MF-2	Murphey Fastener (Double) (1909-1912)	11.95
					
7979MA	Carriage Knob for Rollup Rear Curtain 5/8" Shank	2.00	MF-5	Murphey Fastener (Single) (1913-1927)	11.95
					
7979MB	Carriage Knob for Rollup Rear Curtain 7/8" Shank	2.00	MF-6	Murphey Fastener (Double) (1913-1927)	11.95
					
7979F	Female Eyelet for 7979MA and 7979MB	2.00	MF-E	Murphey Fastener Eyelet Use with all Murphey Fasteners	2.50






CHAFFIN'S GARAGE, INC.
 518 N. Spring St. Lake Elsinore, CA 92530
 (951) 226-7331

TUBES, FLAPS AND RIMS

RIM FLAPS

Rim Flaps Are 5" Wide Bands of Heavy Rubber Mounted Inside The Tire Between The Tube and The Rim. Flaps Eliminate Chaffing of The Tube Against The Rim and Minimize the Likelihood of Pinching The Tube With a Tire Iron.



F20	Flap for 600X20 Tire	55.00
F21	Flap for 450X21 Tire	53.00
F23	Flap for 30X3.5 and 500X23	51.00
F24	Flap for 30X3 Tire Tire	51.00
2892	Rim Liner for 21 Inch Wire Wheel	5.95

WHEEL RIMS



2802	30X3.0 Non-Demountable Rim	N/A
2803	30X3.5 Non- Demountable Rim	N/A
2804	30X3.5 Demountable Rim	N/A
2806	21" Demountable Split Rim	N/A

TUBES

30X3RS	Tube 30X3 (Rubber Stem)	28.95
30X3MS	Tube 30X3 (Metal Stem)	51.95
30X3.5RS	Tube 30X3.5 (Rubber Stem)	28.95
30X3.5MS	Tube 30x3.5 (Metal Stem)	51.95
450X21RS	Tube 450X21(Rubber Stem)	29.95
450X21MS	Tube 450X21 (Metal Stem) (Wire Wheels)	49.95
500X23RS	Truck Tube 500X23 (Rubber Stem)	33.95
600X20RS	Truck Tube 600X20 (Rubber Stem)	74.95



Rubber Stem Tube



Metal Stem Tube



CHAFFIN'S GARAGE, INC.
 518 N. Spring St. Lake Elsinore, CA 92530
 (951) 226-7331

WHEEL HARDWARE AND ACCESORIES

2800H	 H- Plate for Wood Fellow Wheels	7.95	1500JN	 Dust Cover Nickel (1926-1927) For Wire Wheels and Metal Stem Tubes	19.95
2800P	 P-Plate for Wood Fellow Wheels	7.95	1500KN	 Rim Washer for 1500BN For Wood Wheels	10.95
2830	 Valve Stem Farrell For Wood Fellow Wheels	8.95	1500VC	 Valve Cap and Valve Stem Tool Nickel	1.95
1500BRS	 Dust Cover with Nut Brass 1909-1916 For Rubber Stem Tubes	34.95	383BWS	 Bridge Washer and Nut Set For Wood Wheels and Metal Stem Tubes	2.95
1500AB	 Dust Cover Brass 1909-1916 For Metal Stem Tubes	24.95	127BWS	 Bridge Washer and Nut Set For Wire Wheels and Metal Stem Tub	2.95
1500BN	 Dust Cover Nickel 1917-1926 For Metal Stem Tubes	19.95	SPARE TIRE BRACKETS		
1500DB	 Rim Washer Nut for 1500AB For Wire Wheels	9.95			
1500DN	 Rim Washer Nut for 1500JN	10.95	2872X	Spare Tire Mounting Bracket Set (3 Pieces) Brass with Leather Straps	195.00
1500HB	 Rim Washer Nut for 1500AB For Wood Wheels	12.95	2872LS	Leather Strap with Brass Buckle for 2872	11.95



CHAFFIN'S GARAGE, INC.
 518 N. Spring St. Lake Elsinore, CA 92530
 (951) 226-7331

WHEEL HARDWARE AND ACCESSORIES

TIRE COVERS



T1395-A1	Tire Cover Black 30X3.5	69.95
T1395-A2	Tire Cover Tan 30X3.5	69.95
T1395-A3	Tire Cover White 30X3.5	69.95
T1395-B1	Tire Cover Black 450/475X21	69.95
T1395-B2	Tire Cover Tan 450/475X21	69.95
T1395-B3	Tire Cover White 450/475X21	69.95



RIVETS




CHAFFIN'S GARAGE, INC.
518 N. Spring St. Lake Elsinore, CA 92530
(951) 226-7331

ROUND HEAD BRASS



RHB103	1/8x1/4 Brass Lights	0.10	RHS511	1/4X3/4 Rear End Housings and Brake Quadrant	0.13
RHB104	1/8X5/16 General Purpose	0.10	RHS513	1/4X7/8 Front & Rear Frame Cross members and 1909-1919 Running Board Brackets	0.14
RHB105	1/8X3/8 Brass Lights	0.10	RHS515	1/4X1 Universal-Joint	0.14
RHB106	1/8X1/5	0.11	RHS519	1/4X1-5/16 General Purpose	0.15
RHB205	5/32X3/8 General Purpose	0.12	RHS520	1/4X1-1/2	0.16
RHB206	5/32X7/16 (3507R) Steering Gear Case	0.13	RHS524	1/4X1-3/4 (5205AX) Hinge Pin	0.50
RHB207	5/32X1/2 General Purpose	0.30	RHS611	5/16X3/4 General Purpose	0.15
RHB222	5/32X1-1/2 (3509R) Steering Quadrant	0.50	RHS615	5/16X1 Front Frame Cross member and Gussets	0.16
RHB305	3/16X3/8 General Purpose	0.24			
RHB307	3/16X1/2 Brass Lights	0.15			
RHB322	3/16X1-1/2 (3509R0) Steering Quadrant O.S.	0.50			

COUNTER SUNK HEAD STEEL



ROUND HEAD STEEL



RHS205	5/32X3/8 Fan Hub Rivet	0.10	CSH415	7/32X1 (78 Degree) General Purpose	0.50
RHS219	5/32X1-1/2 (3510R) Steering Quadrant	0.50	SH513	1/4X7/8 (78 Degree) General Purpose	0.50
RHS303	3/16X1/4 Body Panels, Etc.	0.10	3305R	7/32X1 (60 Degree) Transmission Low and Reverse Drums	1.75
RHS305	3/16X3/8	0.24	3325R	1/4X7/8 (60 Degree) Transmission Brake Drum and Drive Plate	1.75
RHS307	3/16X1/2 1926-1927 Backing Plates	0.12			
RHS309	3/16X5/8 Body Panels	0.13			
RHS310	3/16X3/4	0.14			
RHS315	3/16X1	0.15			
RHS321	3/16X1-3/8	0.14			
RHS322	3/16X1-1/2	0.15			
RHS324	3/16X2	0.17			
RHS506	1/4X7/16 Fender Brackets (Sides)	0.11	THS320	3/16X1-3/8 Wood Fellow Wheels and Top Bows	0.15
RHS507	1/4X1/2	0.11	THS509	1/4X5/8 Fender Brackets (Top)	0.15
RHS509	1/4X5/8 Fender Brackets (Top) Oil Pan Arms	0.12	THS520	1/4X1-3/8 Wood Fellow Wheels and Top Bows (OS)	0.16

TRUSS HEAD STEEL



RIVETS AND SCREWS



CHAFFIN'S GARAGE, INC.
 518 N. Spring St. Lake Elsinore, CA 92530
 (951) 226-7331

**SEMI-TUBULAR AND SPLIT RIVET BRASS
 (FOR OUTSIDE BRAKE LINING)**



OVAL HEAD BRASS WOOD SCREWS



4-5T	9/64 X 5/16 Semi-Tubular For 3/16" Brake Lining	0.15	OHB6X5/8	For General Purpose	0.24
6-5T	3/16 X 5/16 Semi-Tubular For 3/16" Brake Lining	0.20	OHB6X3/4	For Firewall Trim	0.29
4-6T	9/64 X 3/8 Semi-Tubular For 3/16" Brake Lining	0.20	OHB8X5/8	For General Purpose	0.33
6-6T	3/16 X 3/8 Semi-Tubular For 1/4" Brake Lining	0.20	OHB8X3/4	For General Purpose	0.34
6-8T	3/16 X 9/16 Semi Tubular For 1/4" Brake Lining	0.20	OHB8X1	For General Purpose	0.35
4-6S	9/64 X 3/8 Split Rivet Transmission Band Lining Rivet	0.20	OHB10X5/8	For General Purpose	0.36
6-8S	3/16 X 9/16 Split Rivet For 1/4" Brake Lining	0.20	OHB10X3/4	For Footman Loops and Steering Wheel Spider	0.37
			OHB10X1	For General Purpose	0.38
			OHB12x3/4	For General Purpose	0.38



NUTS, BOLTS AND SCREWS



CHAFFIN'S GARAGE, INC.
 518 N. Spring St. Lake Elsinore, CA 92530
 (951) 226-7331



CASTLE NUTS

5/16-24	.85
3/8-24	.95
7/16-20	1.05
1/2-20	1.25
9/16-18	2.25
5/8-18	3.50
11/16-16	3.95



3/8-24 THICK HEAD BOLTS

3/8x3/4TH	.85
3/8x1TH	.90
3/8x1-1/8TH	.95
3/8x1-1/4TH	1.00
3/8x1-1/2TH	1.10



3/8-24 THICK HEAD BOLTS WITH DRILLED HEAD

3/8X3/4DH	0.90
3/8X7/8DH	0.95



3/8-24 THICK HEAD BOLTS WITH DRILLED SHANK

3/8X3/4DS	1.00
3/8X7/8DS	1.05
3/8X1DS	1.05
3/8X1-1/8DS	1.10
3/8X1-1/4DS	1.15
3/8X1-1/2DS	1.15
3/8X2DS	1.20
3/8X2-1/4DS	1.25



STEP BOLTS, NUTS AND WASHERS

SB515	1/4X1	.95
SB518	1/4X1-1/4	1.05
SB522	1/4X1-1/2	1.20
SB524	1/4X2	1.38
SB622	5/16X1-1/2	1.45
SB624	5/16X2	1.65
SB626	5/16X2-1/2	1.95





CHAFFIN'S GARAGE, INC.
 518 N. Spring St. Lake Elsinore, CA 92530
 (951) 226-7331

RAJO CYLINDER HEAD AND PARTS



RAJOB RAJO Cylinder Head Kit 4,200.00
 A modern recreation of the RAJO Model BB cylinder Head with dual spark plug capability. Components come as cast. You can polish to your liking.



B111 RAJO Rocker Assembly 425.00
 For use with Model B, BB and BBR cylinder heads with two mounting bolts per tower. Ported hard chromed shaft for oil pressure. 5/16" adjustable ball rocker arms with oil lite brass Bushings. Aluminum billet towers.



B124 RAJO Valve Cover 125.00
 Aluminum. Drilled for use with Our Cylinder Head.



B127S RAJO Pushrod Set 125.00
 Heavy duty pushrods (10.300 Length) with 5/16" ball and cup.



B131 RAJO Exhaust Header Plate 125.00
 Steel



B132 RAJO Exhaust Header Plate 8.00
 Gasket



B133 RAJO Intake Manifold Gasket 5.00




B135 RAJO Valve Chamber Cover 55.00
 Plate Aluminum



B137 RAJO Exhaust Port Block Off 50.00
 Plate Aluminum



B138 RAJO Exhaust Port Block Off 6.00
 Plate Gasket



B139 RAJO Cylinder Head Gasket 29.95
 Composite with copper fire rings And stainless steel core.



B142S RAJO Lifter Pushrod Cup Set 125.00
 These are for use with the adjustable Lifters. Remove the adjustment bolt and replace it with the threaded 5/16" cup to receive the 5/16" pushrod ball.



CHAFFIN'S GARAGE, INC.
 518 N. Spring St. Lake Elsinore, CA 92530
 (951) 226-7331

SPEEDSTER ACCESSORIES



3101F Three Dip Finned Aluminum Inspection Plate 50.00



3110AR Valve Cover Finned Aluminum "RAJO" (1922-1927) 55.00



3101CF Four Dip Finned Aluminum Inspection Plate 60.00



3110P Intake and Exhaust Port Finned Aluminum Block-Off Plate 49.95



3101S Three Dip Oil Pan Spacer For SCAT Stroker Crankshaft and Model A Crank Conversion 149.95



3378AL Transmission Door, Finned Aluminum 29.95

3101CS Four Dip Oil Pan Spacer For SCAT Stroker Crankshaft And Model A Crank Conversion 149.95



3500CW Steering Column Collar and Wedge (For lowering the steering column.) 24.95



3101-SUMP 4 Dip Oil Pan Sump, Drilled For Oil Pressure Note: 3 Dip Available On Special Order 175.00



3110A Valve Cover Finned Aluminum (1922-1927) 29.95

3110AF Valve Cover Finned Aluminum Aluminum "FORD" (1922-1927) 64.95



CHAFFIN'S GARAGE, INC.
 518 N. Spring St. Lake Elsinore, CA 92530
 (951) 226-7331

FORD TON TRUCK (TT) PARTS



FORD Trucks
Favored For Dependability














REAR AXLE AND DRIVE SHAFT

TT1009S	Gasket Set	19.95		TT1021	Felt For Outer Seal	7.50	
TT1018	Ball Bearing (P211)	80.00		TT1022S	Outer Axle Seal Set Caps, Felts and Washers	39.95	
TT1019	Axle Bearing	58.95		TT1024S	Inner Seal Set (Neoprene)	40.00	
TT1020	Axle Sleeve Right You Must Drill Oil Hole and No Dimple	26.95		TT1031S	Axle Gear Lock Ring Set (2)	5.00	
TT1020B	Axle Sleeve Left You Must Drill Oil Hole and Has No Dimple	26.95		TT1034B	Drive Shaft Bushing	14.95	
TT1020SP	Bearing Sleeve Puller	22.95		TT1039	Felt Seal for Drive Shaft	7.50	



CHAFFIN'S GARAGE, INC.
 518 N. Spring St. Lake Elsinore, CA 92530
 (951) 226-7331

FORD TON TRUCK (TT) PARTS

					
TT1046	Drive Shaft Bearing (1918-1927)	65.00	TT1107C	Rear Rim Clamp Fits All Rims but Kelly (6 Required Per Wheel)	17.95
					
TT1048	Drive Shaft Sleeve (Used)	65.00	TT3880	Window Pull Strap Set Closed Car and Truck	34.50
					
TT1057	Brake Lining Kit with Rivets	66.50	TT12583	Door Bumper Set Rubber For 2 Doors 1925-1927	19.95
					
2819T	Rear Hub Cap Chrome	19.00	P1026	Ball Bearing Large (0215)	140.00
					
TT2825	Rear Wheel Hub Bolt	6.95	P1067	Thrust Washer Fiber (For Ruckstell Axle)	7.00
					
TT2825A	Rear Wheel Hub Bolt Nut	2.00	TT2847C	Rear Rim Bolt 1/2" Coarse Thread	N/A
			TT2847F	Rear Rim Bolt 7/16" Fine Thread TT2848F Rear Rim Bolt Nut	N/A
TT2847C	Rear Rim Bolt 1/2" Coarse Thread	N/A	2815TWP	Rear Wheel Hub Puller TT Truck	86.95
					
TT2848C	Rear Rim Bolt Nut 1/2" Coarse Thread	4.95			




CHAFFIN'S GARAGE, INC.
 518 N. Spring St. Lake Elsinore, CA 92530
 (951) 226-7331

LITERATURE




T1909 1909 Restoration Manual 24.95
 By Gail Rodda

This book has many nice photos of the 1909 parts used in the restoration of this beautiful car.



T1909S 1909 Ford Sales Book 6.00

Beautiful reprint of Tthe original 1909 Ford Sales Book with many illustrations and specifications of all the early factory body styles.




T1909P 1909 Ford Parts Book 6.00

Beautiful reprint of the original 1909 Ford Parts Book. A must for every Ford owner and collector.




CHAFFIN'S GARAGE, INC.
 518 N. Spring St. Lake Elsinore, CA 92530
 (951) 226-7331

LITERATURE




T1 Model T Ford Service Manual 36.95

Reprint of the original Ford shop manual. Includes step by step instruction on maintenance and repair of the Model T Ford with many illustrations. A must have when working on your Model T.



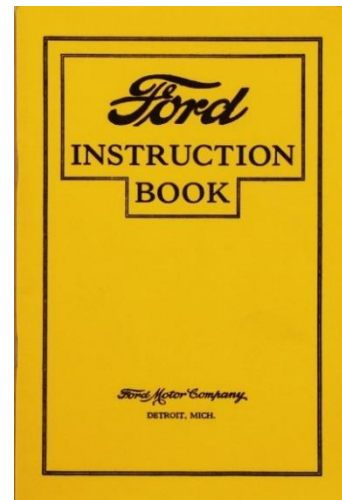
T3 1915-1925 Ford Owner's Instruction Manual 14.00

Reprint of the original Owner's Instruction Manual with detailed information regarding maintenance, troubleshooting and operation of The Model T Ford.



T2 1909-1915 Ford Owner's Instruction Manual 8.00

Reprint of the original Owner's Instruction Manual.



T4 1926-1927 Ford Owner's Instruction Manual 14.00

Reprint of the original Owner's Manual. Includes description of the changes made to the mid-20's car.



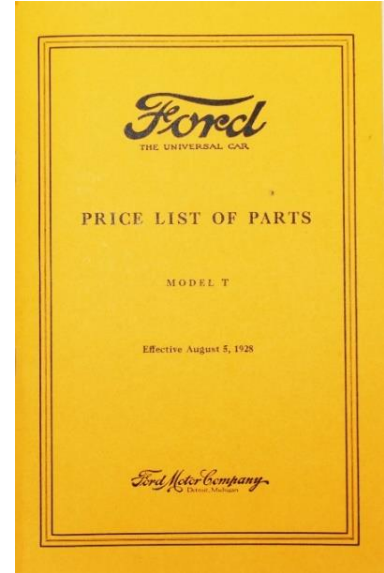
CHAFFIN'S GARAGE, INC.
 518 N. Spring St. Lake Elsinore, CA 92530
 (951) 226-7331

LITERATURE



T5 1909-1915 Ford Parts Book 9.00

Reprint of the original Ford Parts Book for 1909-1915. Lists all chassis parts by the original numbers.




T7 1909-1927 Ford Parts Book 14.00

Reprint of the Original Ford Parts book for 1909-1927. Includes all 1926-1927 Parts, TT-Truck and Ruckstell Axle parts.



T6 1916-1921 Ford Parts Book 9.00

Reprint of the original Ford Parts book for 1916-1921. Lists all chassis parts by the original numbers.




T9 1923 Body Parts Book 11.00

Reprint of the original Ford Body parts book for 1915-1923. Includes many Illustrations.




CHAFFIN'S GARAGE, INC.
 518 N. Spring St. Lake Elsinore, CA 92530
 (951) 226-7331

LITERATURE



T10 1926-1927 Body Parts Book 14.00

Reprint of the original Ford Body Parts book. Covers all car / truck bodies and parts from 1915-1927.



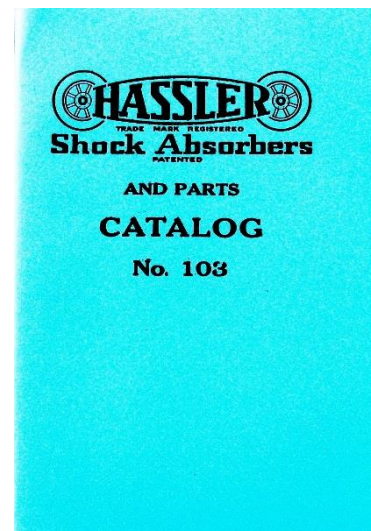
C18 Model T Ford Restoration Handbook 39.95

Fully illustrated and full of useful information on restoration of the Model T Ford.



T11 1915-1927 Windshield and Closed Body Glass 8.00

Reprint of the original Ford Body Glass book for the 1915-1927 cars and trucks.




H1 Hassler Shock Absorber Catalog 4.95

Reprint of the original Hassler Catalog. Fully illustrated with pictures and part numbers.




CHAFFIN'S GARAGE, INC.
 518 N. Spring St. Lake Elsinore, CA 92530
 (951) 226-7331

LITERATURE




P1 Model T Parts Identification Guide (Volume 1) 19.95

A comprehensive guide for the identification of Model T Ford parts




P3 Model T Ford in Speed and Sport 26.95

A comprehensive book on conversion of the Model T Ford for Speed. Includes Many original advertisements of speed equipment and fabrication illustrations.



P2 Model T Parts Identification Guide (Volume 2) 19.95

A comprehensive guide for the identification of Model T Ford parts




P4 Model T Owner's Supply Book 24.95

Reprint of the 1922 Western Auto Parts Catalog for owners of The Model T Ford.




CHAFFIN'S GARAGE, INC.
 518 N. Spring St. Lake Elsinore, CA 92530
 (951) 226-7331

LITERATURE



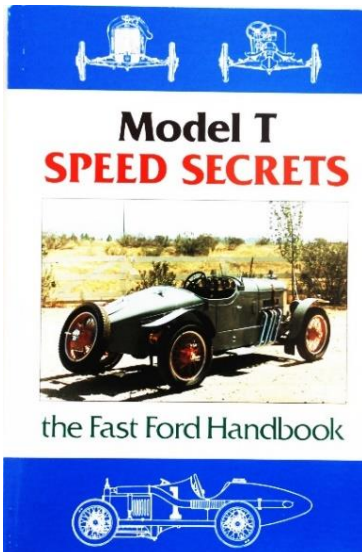
P7 Model T Ford Service Bulletin Essentials 38.95

Reprint of the original Model T Ford Service Bulletins. An excellent reference for mechanical and technical information.




P9 The Model T Ford Owner 38.95
 By Murray Fahnestock

An excellent reference for technical and mechanical restoration of the Model T Ford.



P8 The Fast Ford Handbook 26.95

A history of the Model T Ford and Its' modification in the early days of dirt track racing.



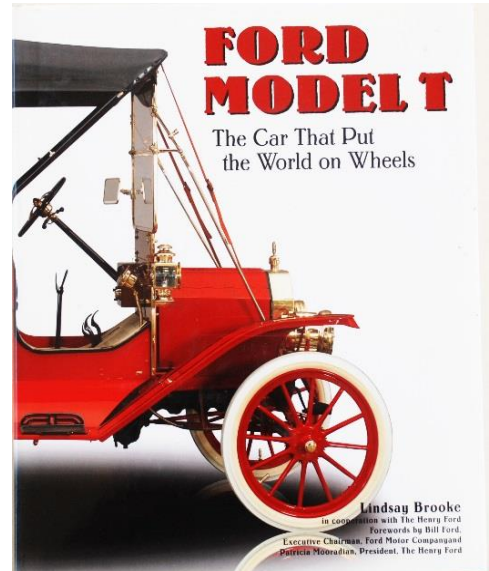

BPB-5 Bosch Plate Distributor (Model FI-513) 2.95

Reprint of the original instructions and parts list for the Bosch Plate Distributor.



CHAFFIN'S GARAGE, INC.
 518 N. Spring St. Lake Elsinore, CA 92530
 (951) 226-7331

LITERATURE




T128 From Here To Obscurity 45.95

T132 Ford Model T 45.95

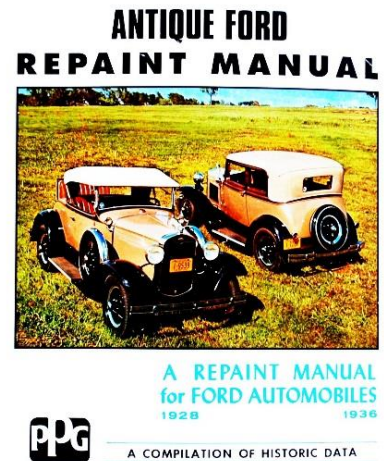
A Detailed Description of Changes Made to The Model T Ford During The Entire Production. Often Referred to as "The Model T Bible".

History of Henry Ford and The Model T



T130 The Model T Ford 29.95
 By Bruce McCalley

The Most Complete Book Ever Published Covering The Evolution of The Model T Ford In Detail by Model Year 1908-1927



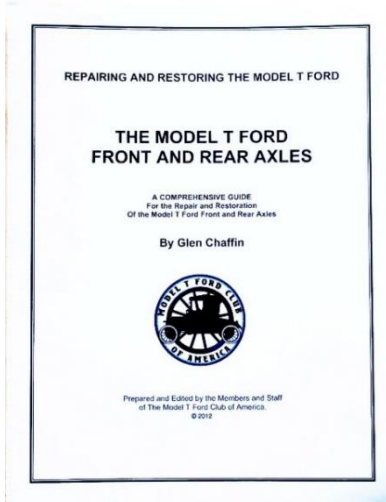
RMB Ditzler Repaint Manual 18.95

Lists 59 Early Paint Colors and Numbers with Color Chips and Mixing Instructions.




CHAFFIN'S GARAGE, INC.
 518 N. Spring St. Lake Elsinore, CA 92530
 (951) 226-7331

LITERATURE




A1 Front and Rear Axle Manual 11.95

A Comprehensive Guide for Repair and Restoration of the Front and Rear Axles of The Model T Ford. Published By The Model T Ford Club of America




E1 Electrical Repair Manual 11.95

A Comprehensive Guide for Repair and Restoration of the Electrical System of the Model T Ford. Covers Generator, Starter, Magneto and Coils. Published by The Model T Ford Club of America.



C1 Carburetor Repair Manual 11.95

A Comprehensive, Detailed Study of the Evolution and Repair of All Carburetors Used on the Model T Ford. Published By The Model T Ford Club of America.



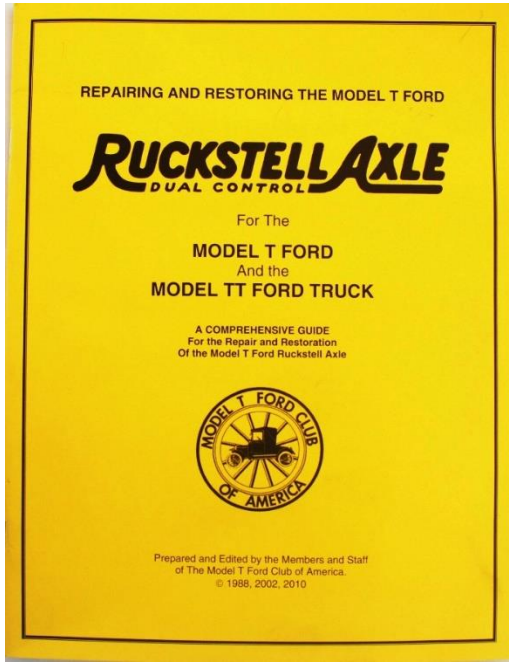
M1 Motor Repair Manual 11.95

A Comprehensive Guide for Repair and Maintenance of the Model T Ford Engine. Published By The Model T Ford Club of America.



CHAFFIN'S GARAGE, INC.
 518 N. Spring St. Lake Elsinore, CA 92530
 (951) 226-7331

LITERATURE

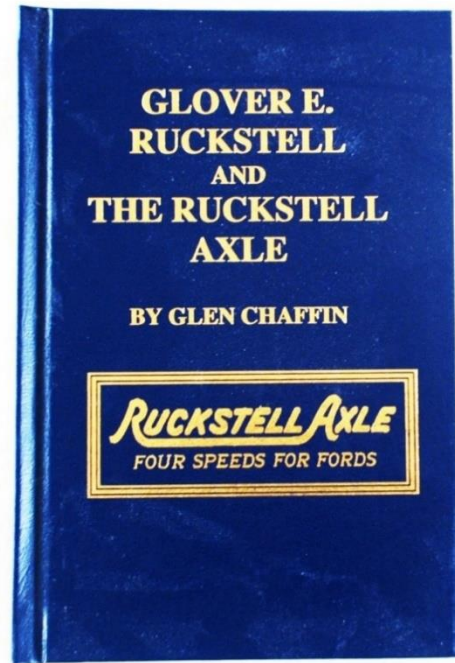


R1 Ruckstell Axle Repair Manual 11.95
 By Glen Chaffin

Step by step instructions on how to disassemble, inspect parts for wear, repair or replace parts and complete reassembly and adjustment instructions.

The manual has many photos to help guide you in your restoration. The book is written in a step by step procedure. If you start at the front of the book and follow the instructions in the order they are presented you can't go wrong.

The manual covers both the passenger car Ruckstell and the Truck Ruckstell and is a must have for your restoration library. Published By The Model T Ford Club Of America.



R2 Glover E. Ruckstell and The Ruckstell Axle 24.95
 By Glen Chaffin


This book is the culmination of 10 years and countless hours of research into the life and history of Glover Ruckstell and his Ruckstell Axle. It is filled with amazing stories of Ruckstell's exploits, achievements, and business adventures. Ruckstell was well known in the early racing society and later in the automotive engineering and aircraft notables. The book is filled with hundreds of photos of Ruckstell and his Ruckstell Axle.

Ruckstell had many famous friends like Amelia Earhart, Charles Lindberg, Billy Mitchell, Howard Hughes, Will Rogers and Shirley Temple just to name a few.




CHAFFIN'S GARAGE, INC.
 518 N. Spring St. Lake Elsinore, CA 92530
 (951) 226-7331

LITERATURE



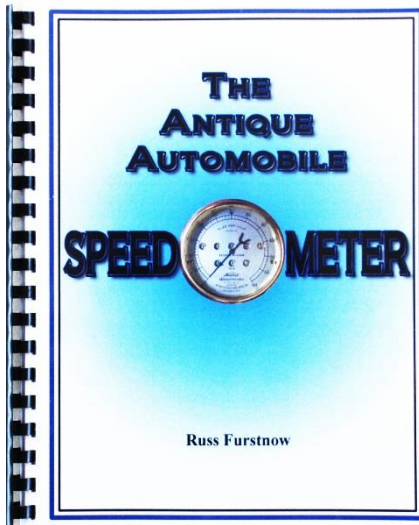
S1 Speedometer Repair Manual 11.95

A Comprehensive Guide for Identification, Repair and Restoration of The Model T Ford Speedometer. Published By The Model T Ford Club of America.




TR1 Transmission Repair Manual 11.95

A Comprehensive Guide for Repair And Restoration of The Model T Ford Transmission. Published By The Model T Ford Club Of America.



S2 The Antique Automobile Speedometer 29.95

The Most Comprehensive Book Ever Written On The History, Development, Identification And Repair Of The Speedometer.



KRW-26 KR Wilson Tool Catalog (1926) 24.95

A Reproduction of the Original 1926 KR Wilson Tool Catalog. Contains Pictures and Descriptions of Every KR Wilson Tool And Equipment Made For The Model T Ford.




CHAFFIN'S GARAGE, INC.
 518 N. Spring St. Lake Elsinore, CA 92530
 (951) 226-7331

LITERATURE

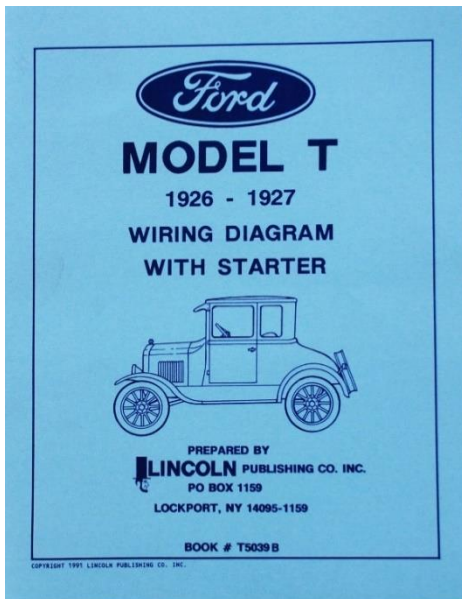


5039 Wiring Diagram 7.95

Easy To Follow Wiring Diagram for (1919-1925) Cars



LC1 Model T Lube Chart 7.95



5039B Wiring Diagram 7.95

Easy to Follow Wiring Diagram for (1926-1927) Cars